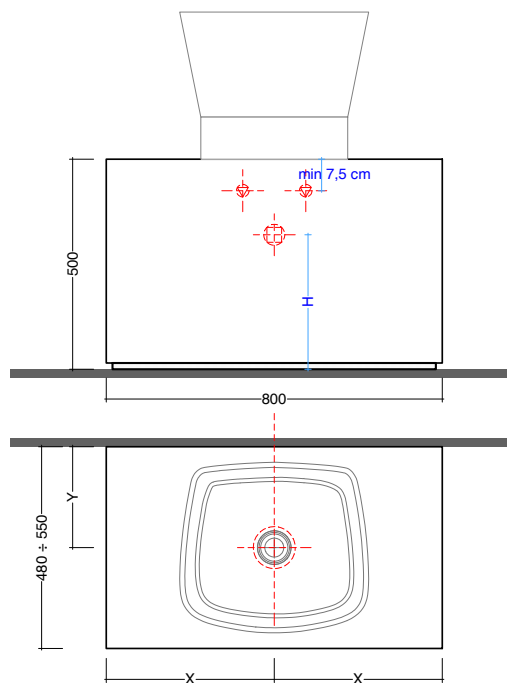
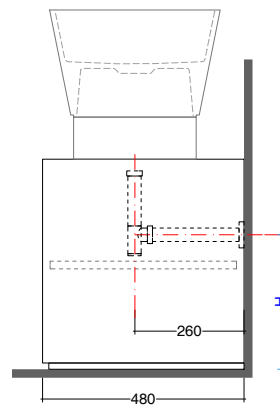


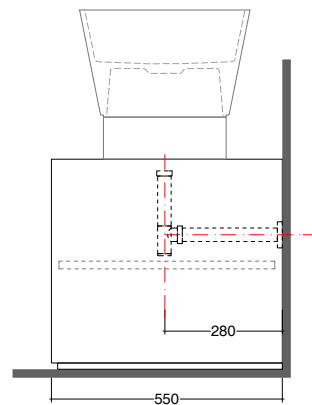
Predisposizione idraulica/ Arrangement Hydraulic



Profondità 48



Profondità 55



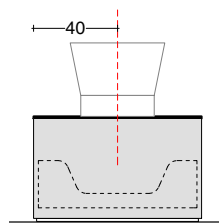
X = 40 cm anta / cassetto80

Y = 26 cm_profondità 48 cm

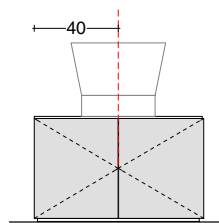
Y = 28 cm_profondità 55 cm

H = 32 cm min
 37 cm max

Composizioni

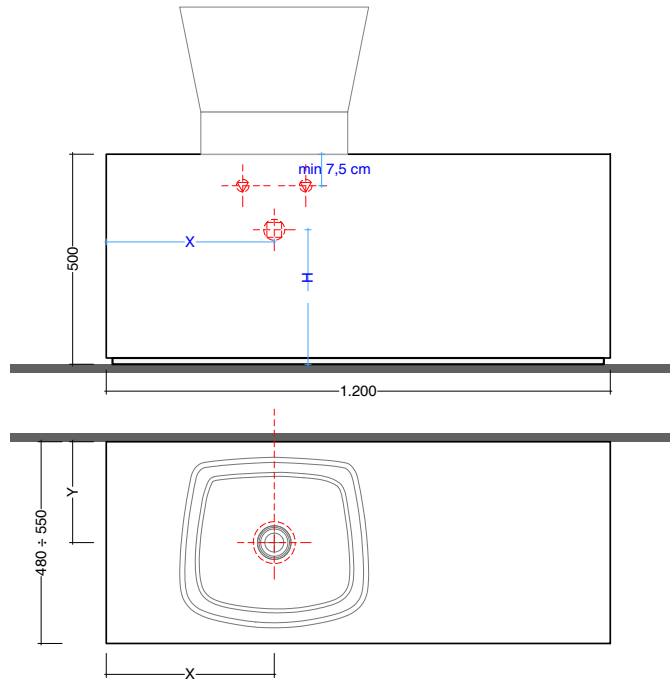


next_80 cassetto

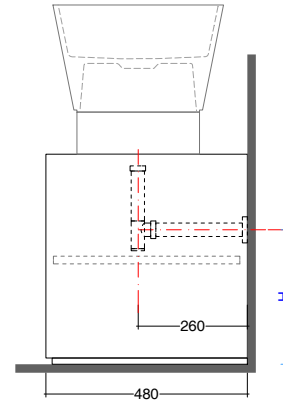


next_80 anta

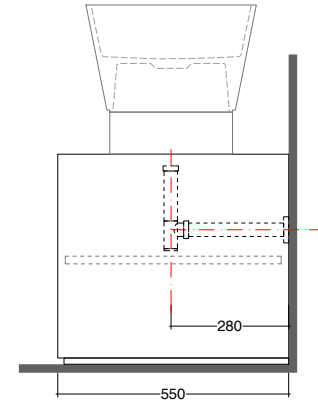
Predisposizione idraulica/ Arrangement Hydraulic



Profondità 48



Profondità 55



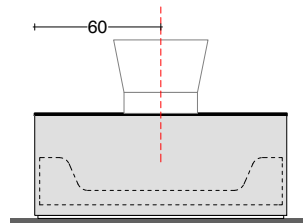
X = 60 cm centrale
X = 40 cm sx/dx

Y = 26 cm_profondità 48 cm
Y = 28 cm_profondità 55 cm

H = 32 cm min
H = 37 cm max

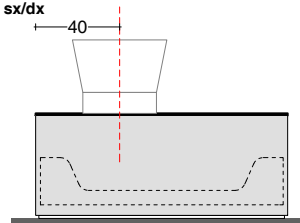
Composizioni

lavabo centrale

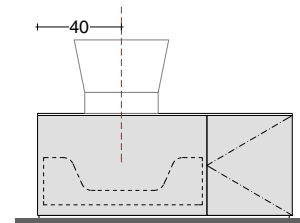


next_120 lavabo centrale_solo cassetto

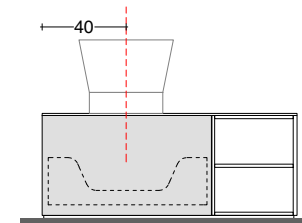
lavabo sx/dx



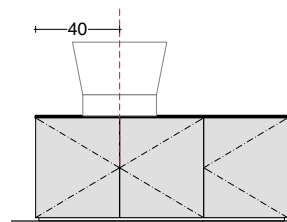
next_120 sx/dx_cassetto120



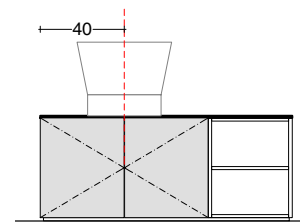
next_120 sx/dx_cassetto80 / anta



next_120 sx/dx_cassetto80 / vano giorno

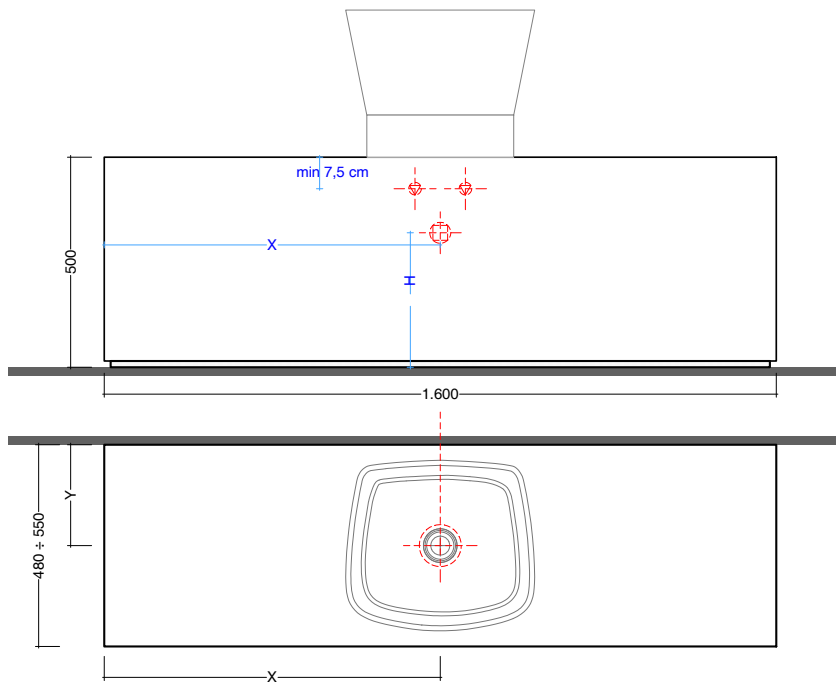


next_120 sx/dx_3 ante

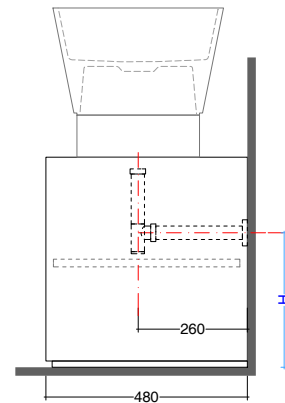


next_120 sx/dx_2 ante / vano giorno

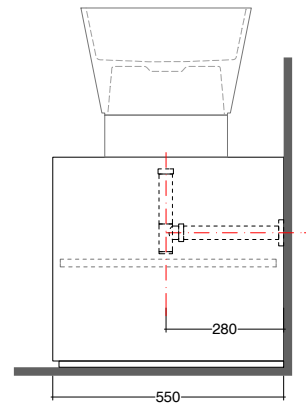
Predisposizione idraulica/ Arrangement Hydraulic



Profondità 48

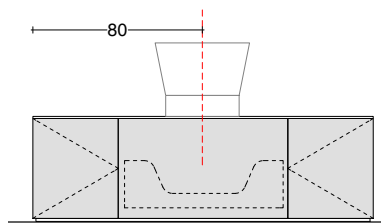


Profondità 55

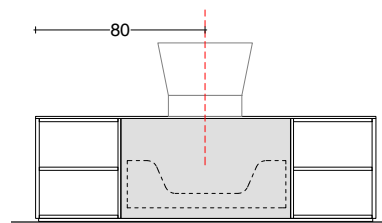


- X = 80 cm centrale
- Y = 26 cm_profondità 48 cm
- Y = 28 cm_profondità 55 cm
- H = 32 cm min
- H = 37 cm max

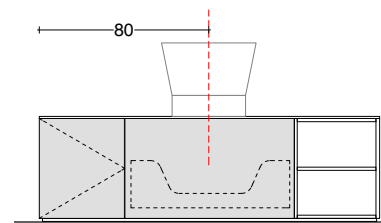
Composizioni



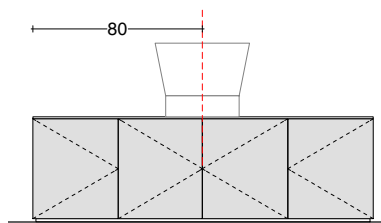
next_160 lavabo centrale_cassetto / 2 ante



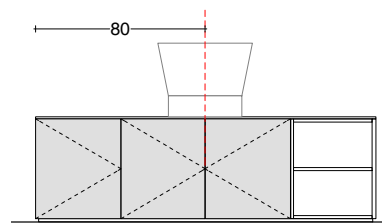
next_160 lavabo centrale_cassetto / 2 vani giorno



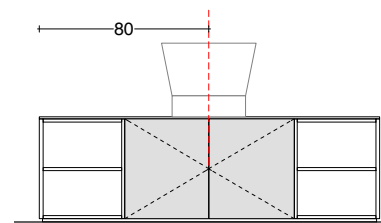
next_160 lavabo centrale_cassetto / ante / vano giorno



next_160 lavabo centrale_4 ante

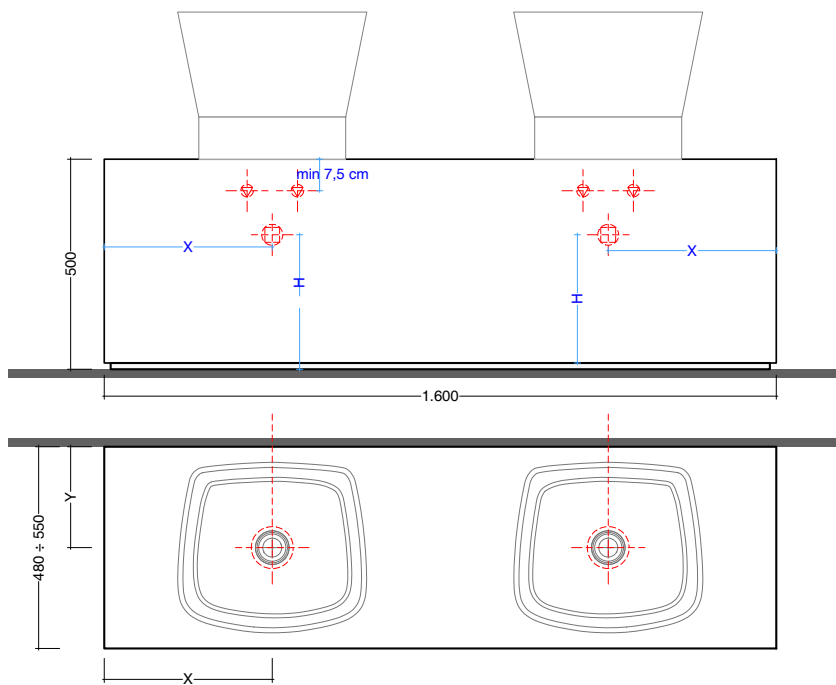


next_160 lavabo centrale_3 ante / vano giorno

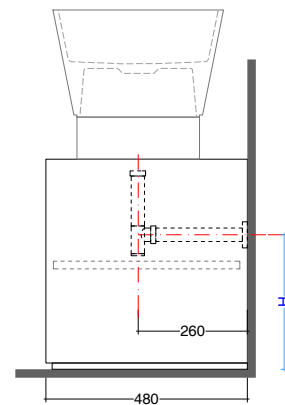


next_160 lavabo centrale_2 ante / 2 vani giorno

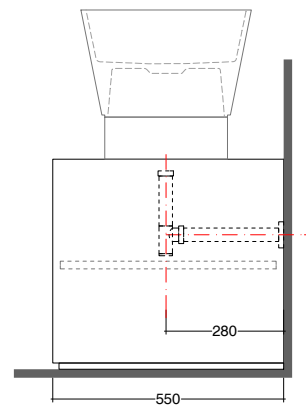
Predisposizione idraulica/ Arrangement Hydraulic



Profondità 48

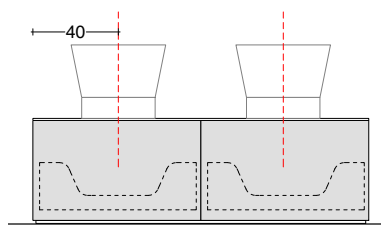


Profondità 55

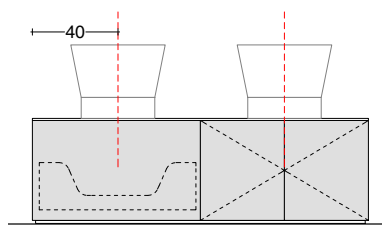


- X = 40 cm
- Y = 26 cm_profondità 48 cm
- Y = 28 cm_profondità 55 cm
- H = 32 cm min
- H = 37 cm max

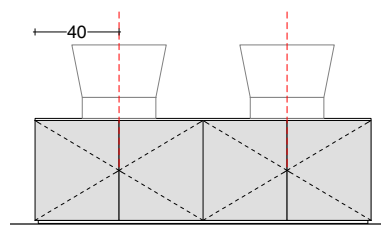
Composizioni



next_160 lavabo doppio_2 cassetto80



next_160 lavabo doppio_cassetto80 / anta

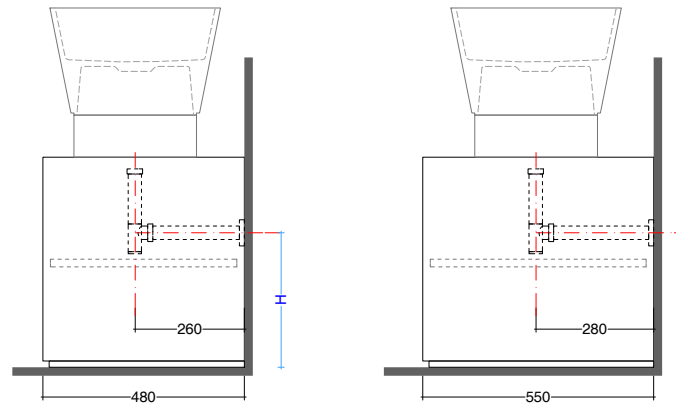
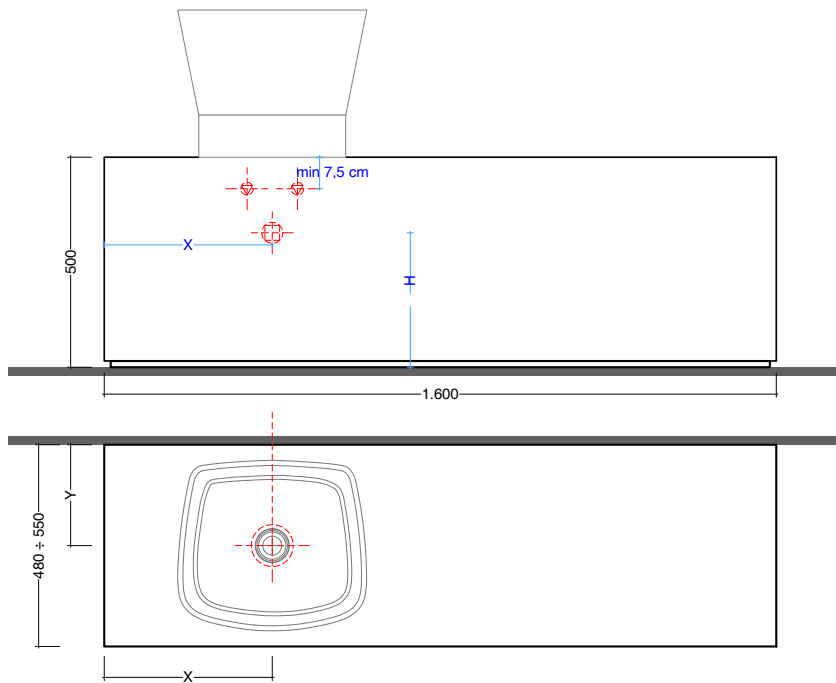


next_160 lavabo doppio_cassetto80 / anta

Predisposizione idraulica/ Arrangement Hydraulic

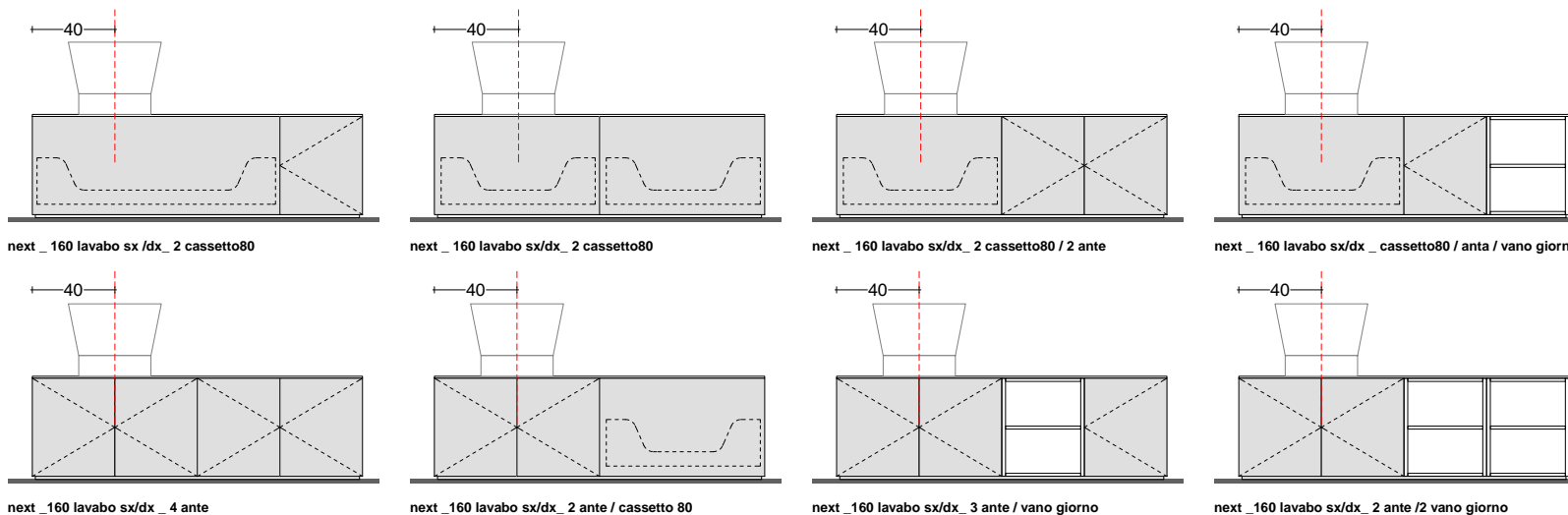
Profondità 48

Profondità 55

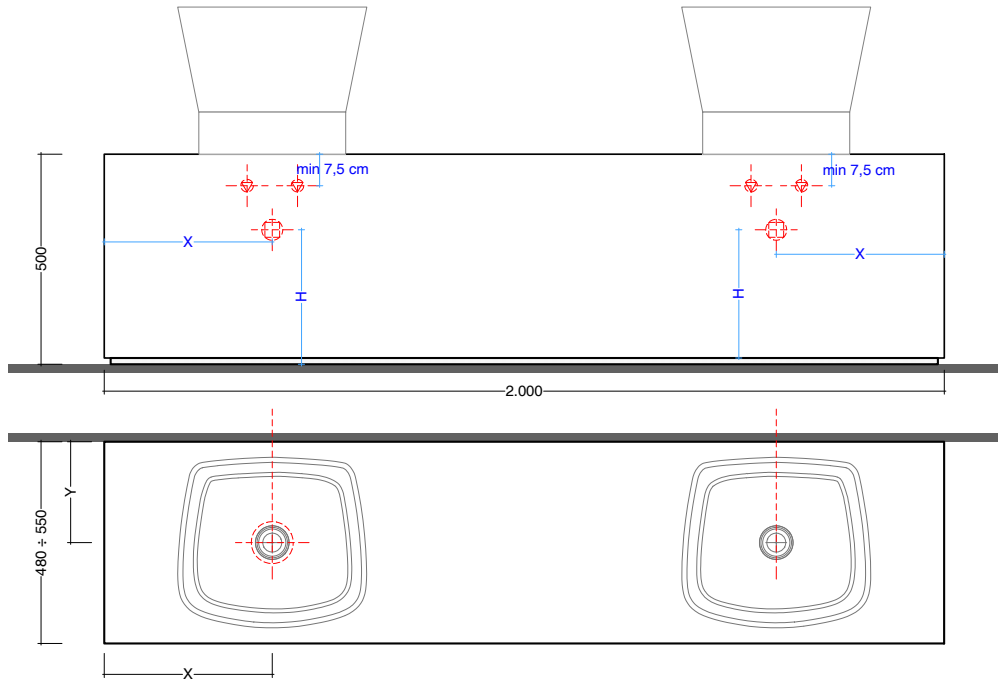


- X = 40 cm
- Y = 26 cm_profondità 48 cm
- Y = 28 cm_profondità 55 cm
- H = 32 cm min
- H = 37 cm max

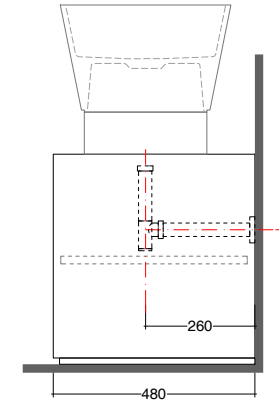
Composizioni



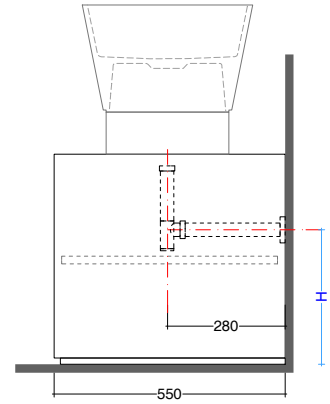
Predisposizione idraulica/ Arrangement Hydraulic



Profondità 48

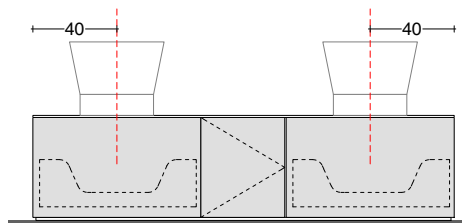


Profondità 55

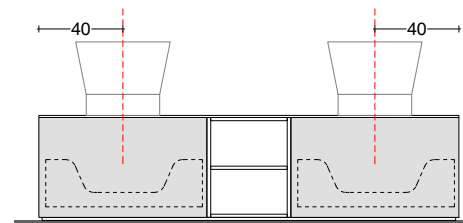


- X = 40 cm sx/dx
- Y = 26 cm_profondità 48 cm
- Y = 28 cm_profondità 55 cm
- H = 32 cm min
- H = 37 cm max

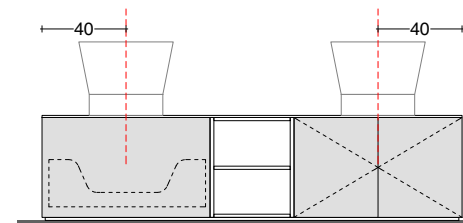
Composizioni



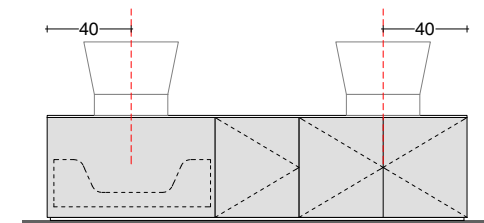
next_200 lavabo sx/dx asse 40_2 cassetti 80 / anta



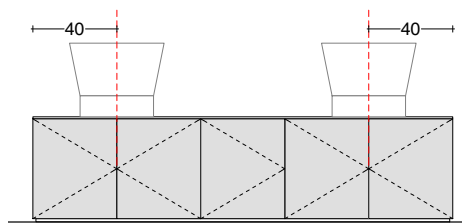
next_200 lavabo sx/dx asse 40_2 cassetti 80 / vano giorno



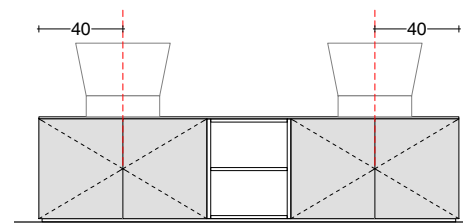
next_200 lavabo sx/dx asse 40_cassetto 80 / vano giorno / 2 ante



next_200 lavabo sx/dx asse 40_cassetto 80 / 3 ante

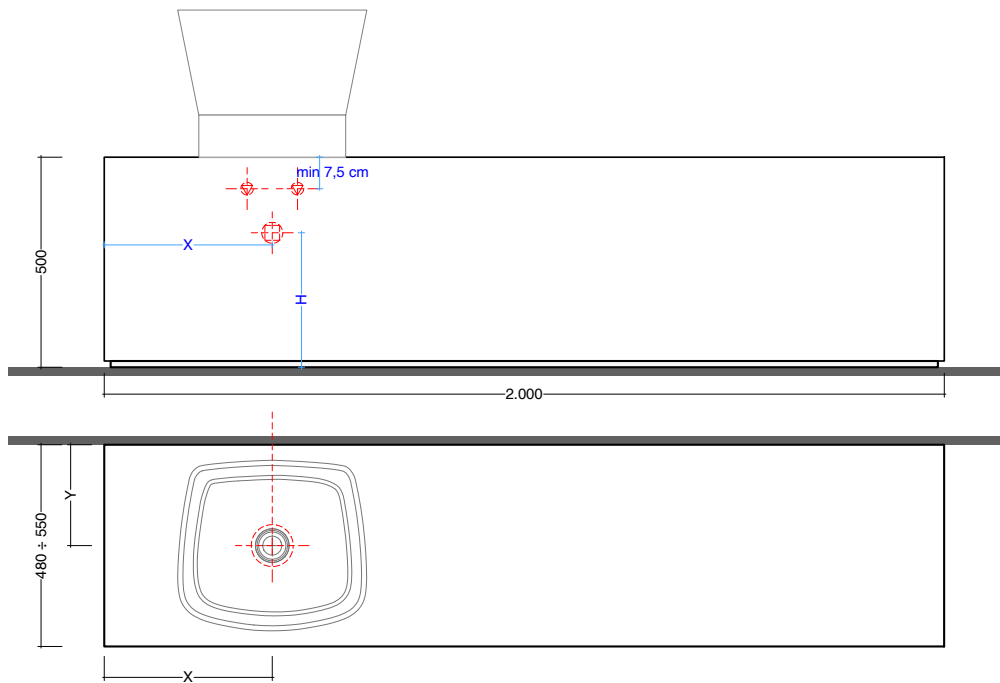


next_200 lavabo sx/dx asse 40_5 ante

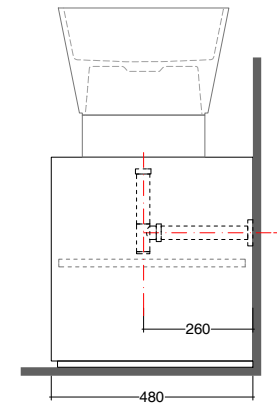


next_200 lavabo sx/dx asse 40_4 ante / vano giorno

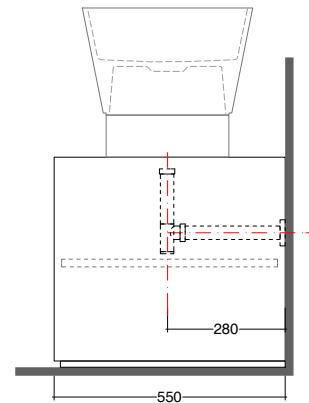
Predisposizione idraulica/ Arrangement Hydraulic



Profondità 48

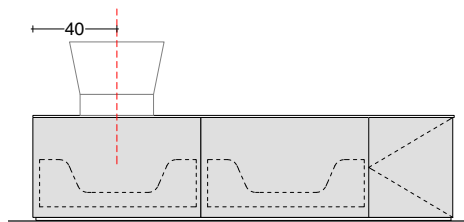


Profondità 55

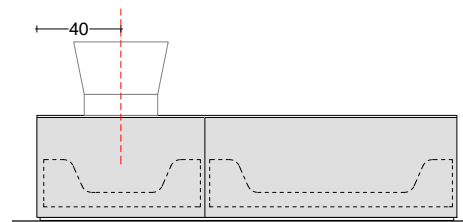


- X = 40 cm sx / dx
- Y = 26 cm profondità 48 cm
- Y = 28 cm profondità 55 cm
- H = 32 cm min
- H = 37 cm max

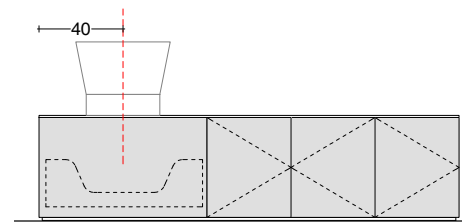
Composizioni



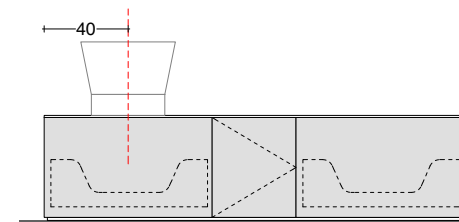
next_200 lavabo sx/dx asse 40_2 cassetti 80 / anta



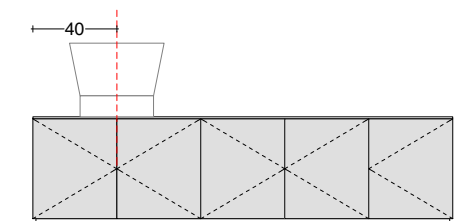
next_200 lavabo sx/dx asse 40_cassetto 80 / cassetto 120



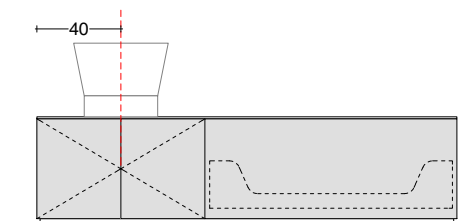
next_200 lavabo sx/dx asse 40_cassetto 80 / 3 ante



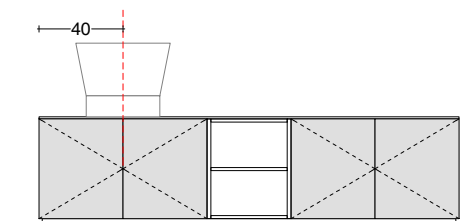
next_200 lavabo sx/dx asse 40_2 cassetti 80 / anta



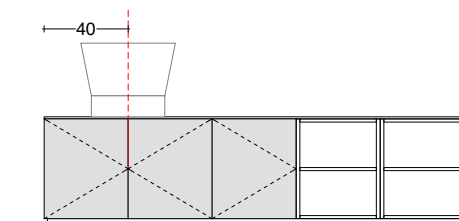
next_200 lavabo sx/dx asse 40_5 ante



next_200 lavabo sx/dx asse 40_2 ante / cassetto 120

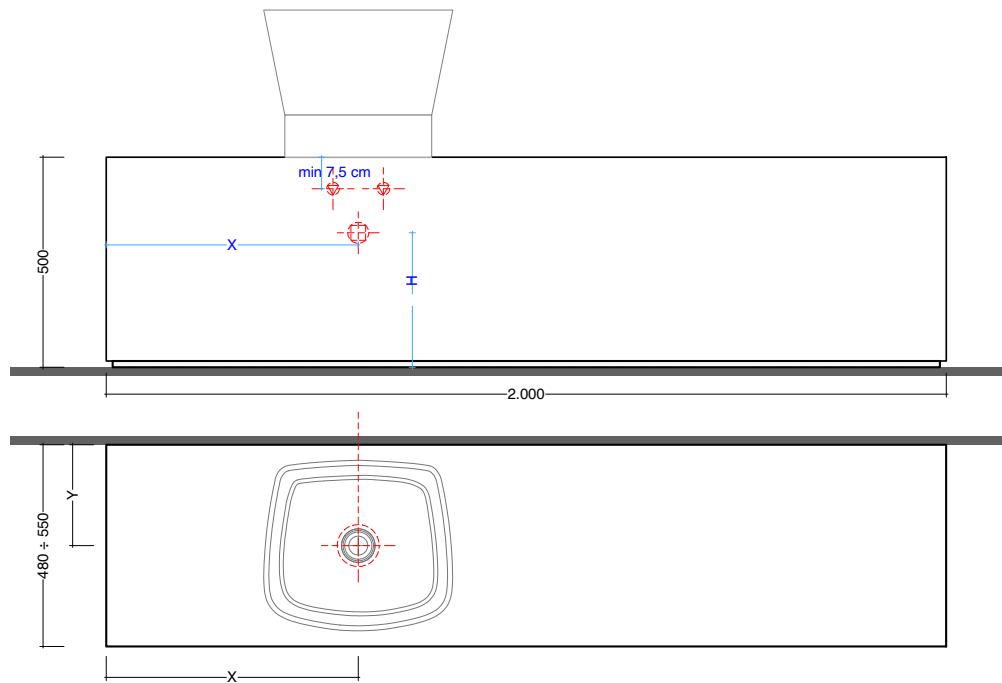


next_200 lavabo sx/dx asse 40_4 ante / vano giorno

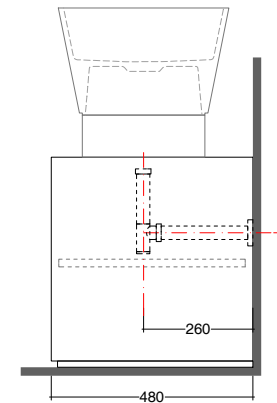


next_200 lavabo sx/dx asse 40_4 ante / vano giorno

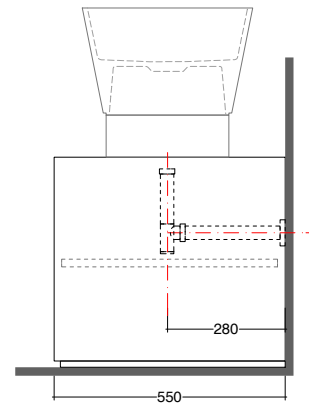
Predisposizione idraulica/ Arrangement Hydraulic



Profondità 48

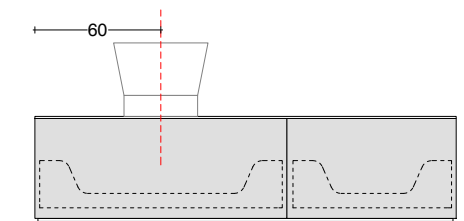


Profondità 55

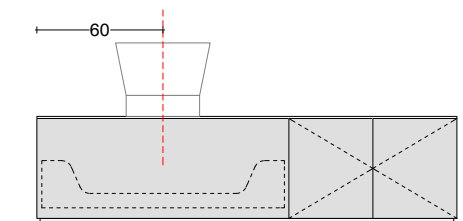


- X = 60 cm sx / dx
- Y = 26 cm_ profondità 48 cm
- Y = 28 cm_ profondità 55 cm
- H = 32 cm min
- H = 37 cm max

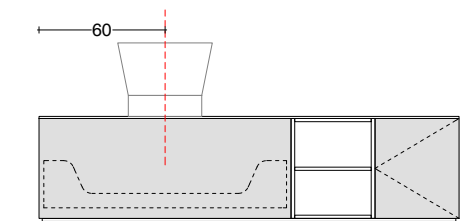
Composizioni



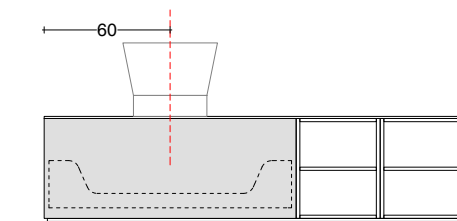
next_200 lavabo sx/dx asse 60_cassetto120 / cassetto 80



next_200 lavabo sx/dx asse 60_cassetto120 / 2 ante

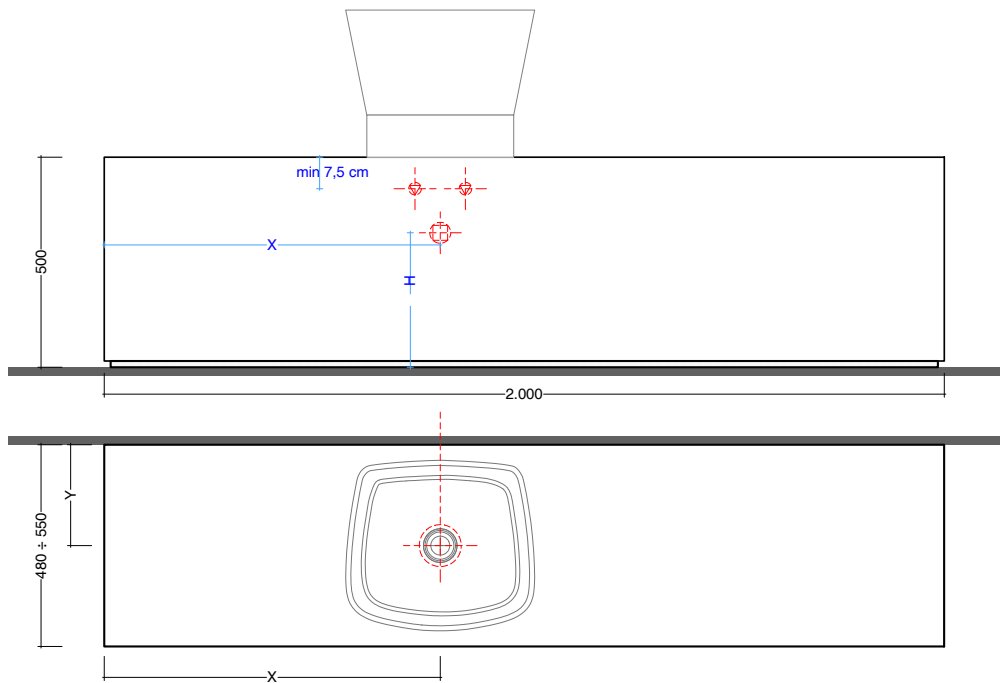


next_200 lavabo sx/dx asse 60_cassetto120 / anta / vano giorno

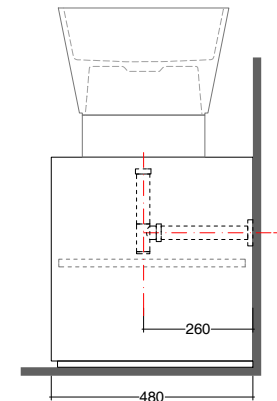


next_200 lavabo sx/dx asse 60_cassetto120 / 2 vani giorno

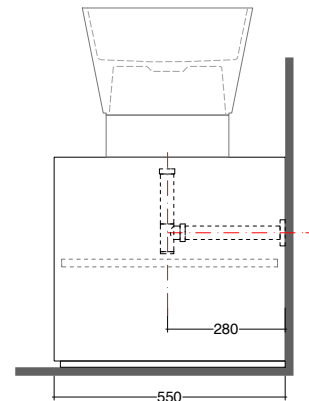
Predisposizione idraulica/ Arrangement Hydraulic



Profondità 48

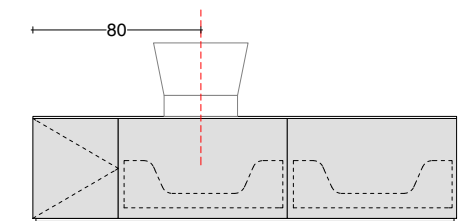


Profondità 55

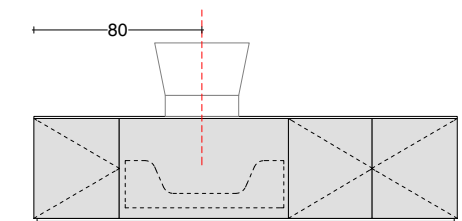


- X = 80 cm sx/dx
- Y = 26 cm_profondità 48 cm
- Y = 28 cm_profondità 55 cm
- H = 32 cm min
- H = 37 cm max

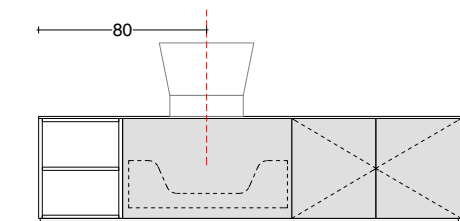
Composizioni



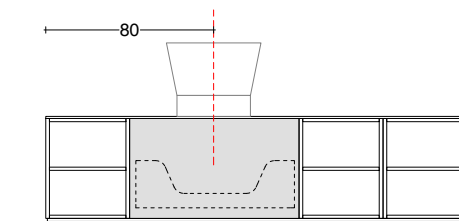
next_200 lavabo sx/dx asse 80_2cassetto80 / anta



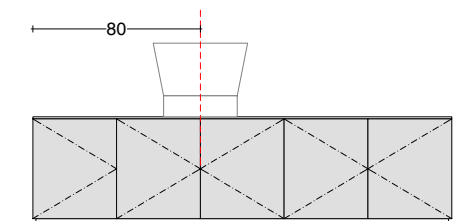
next_200 lavabo sx/dx asse 80_cassetto80 / 3 ante



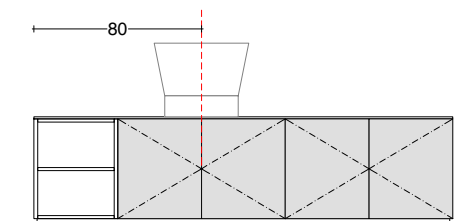
next_200 lavabo sx/dx asse 80_vano giorno /cassetto80 / 2 ante



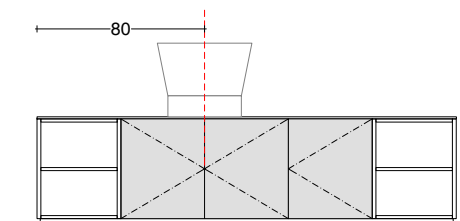
next_200 lavabo sx/dx asse 80_3vano giorno /cassetto80



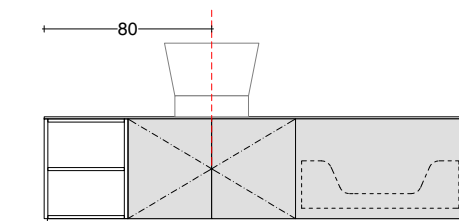
next_200 lavabo sx/dx asse 80_5 ante



next_200 lavabo sx/dx asse 80_vano giorno / 4 ante



next_200 lavabo sx/dx asse 80_2 vano giorno / 3 ante



next_200 lavabo sx/dx asse 80_vano giorno / 2 ante / cassetto 80