

wave basic

installazione _ installation _ instalación

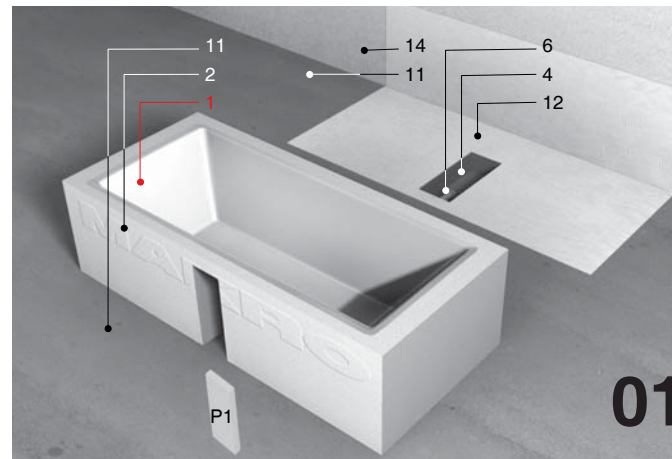
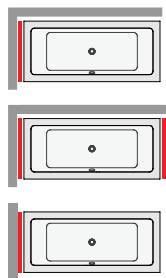
- 1_ bacino in acrilico colato / cast acrylic basin / pila de acrílico colado
- 2_ corpo vasca in polistirene espanso / expanded polystyrene tub body / cuerpo bañera de poliuretano expandido (EPS)
- 3_ rivestimento / panelling / revestimiento
- 4_ massetto ribassato per allacciamenti / lowered floor slab for connections / bloque rebajado para conexiones: Hmin. 70mm
- 6_ allacciamento alla rete di scarico / connection to drain system / conexión a la red de desagüe
- 7_ tappi in polistirene espanso P1,P2 / expanded polystyrene plugs P1,P2 / tapones de poliestireno expandido P1,P2 (EPS)
- 8_ sifone Ø 40mm / siphon Ø 40mm / sifón Ø 40mm
- 10_ top / top / encimera
- 11_ massetto / cement / bloque
- 12_ colla Mapei Keralastic / Mapei Keralastic glue / cola Mapei/ Keralastic
- 13_ piletta / waste / válvula de desagüe
- 14_ intonaco / mortar / enlucido
- 15_ silicone / silicon / silicona
- 16_ pannello di compensazione in polistirene espanso P3 / expanded polystyrene filler panel P3 / panel de compensación de poliestireno expandido P3 (EPS)



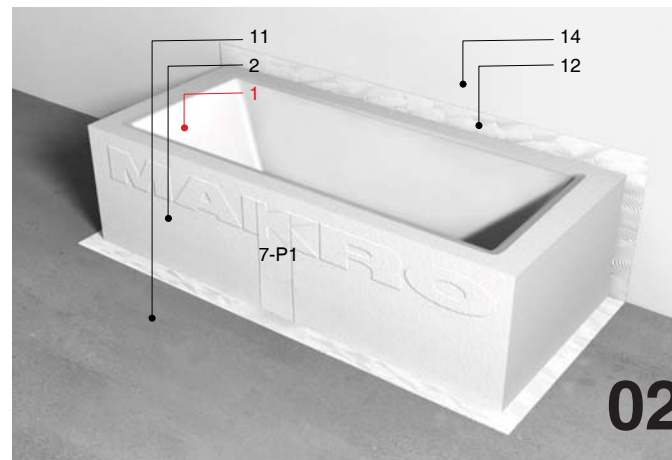
PANNELLI DI COMPENSAZIONE: le tipologie penisola, angolo, nicchia, richiedono l'uso del pannello in EPS in dotazione (P3) da montare sul lato minore contro parete.

FILLER PANELS: the peninsula, corner and niche types require the use of the EPS panel provided (P3) to be installed on the smaller side against the wall.

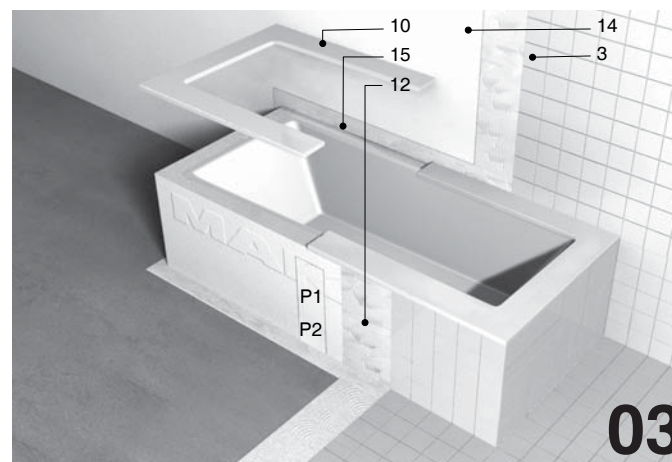
PANELES DE COMPENSACIÓN: los tipos península, ángulo y vano requieren el uso del panel de EPS incluido de serie (P3), que debe montarse en el lado menor contra la pared.



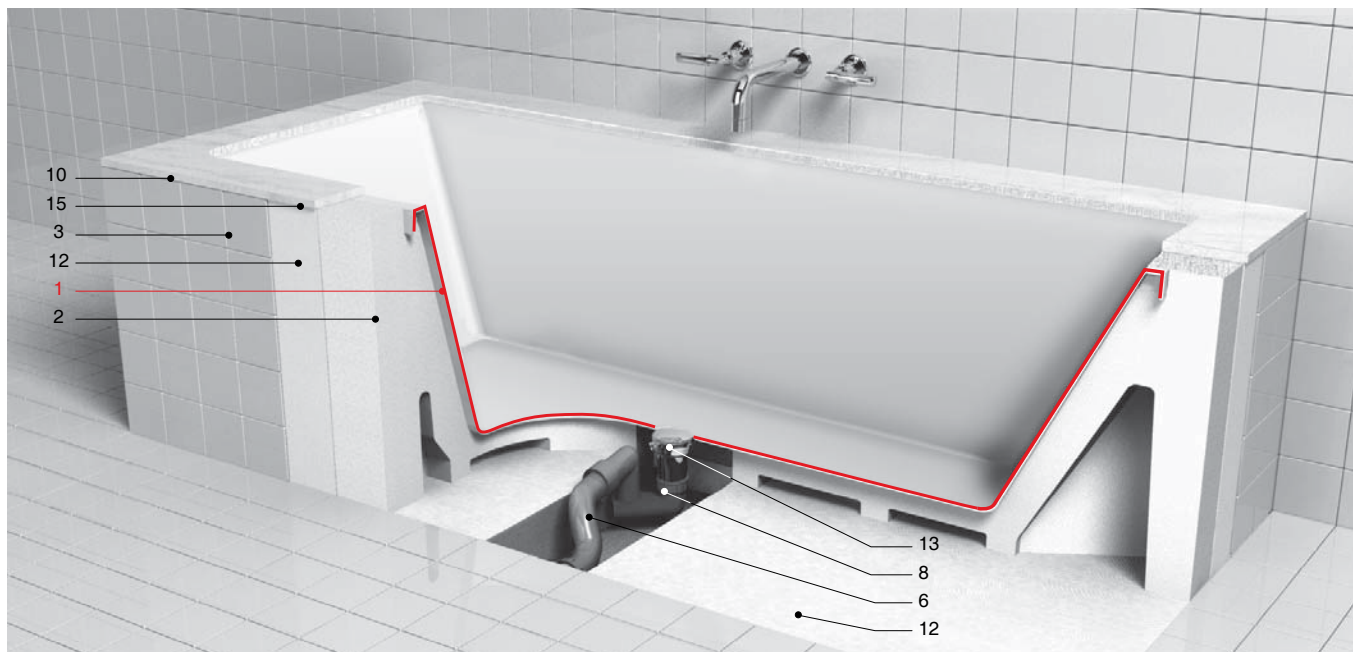
01



02



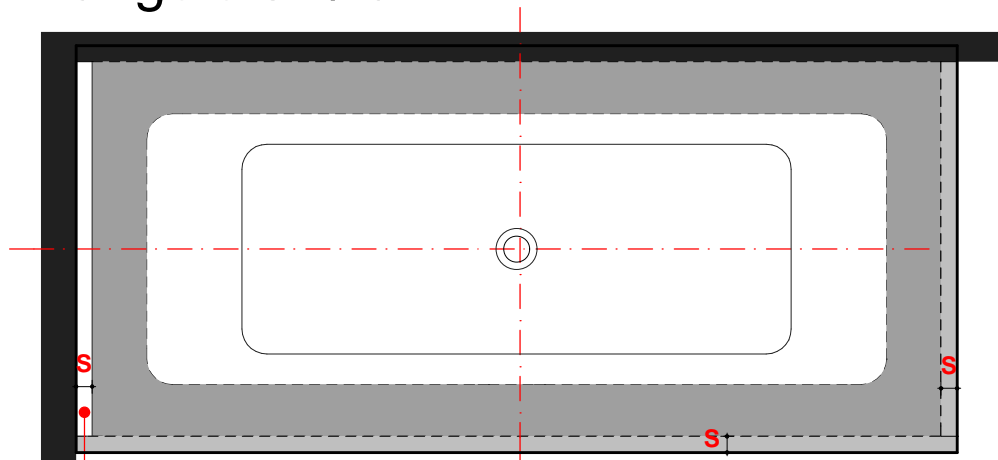
03



wave small - medium - large _

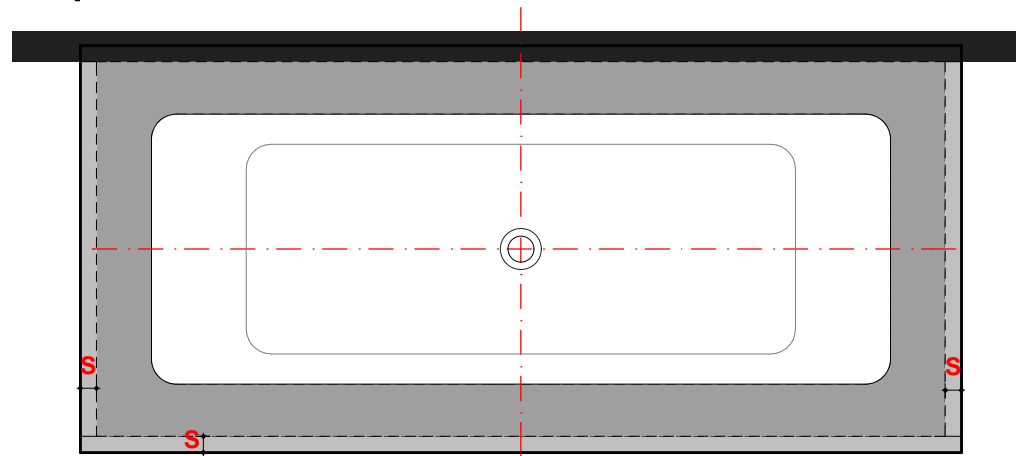
MONTAGGIO TOP E RIVESTIMENTI - FINITURE **MAKRO**_assembly top and cladding **MAKRO**_instalación de encimeras y revestimientos **MAKRO**

angolo sx / dx



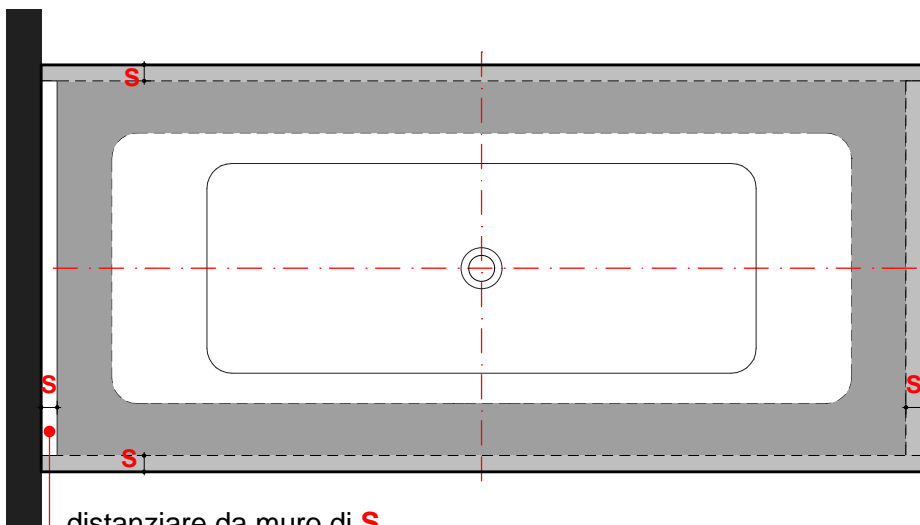
distanziare da muro di **S**
 _distance for wall of "S"
 _distanciar de la pared de "S"

parete



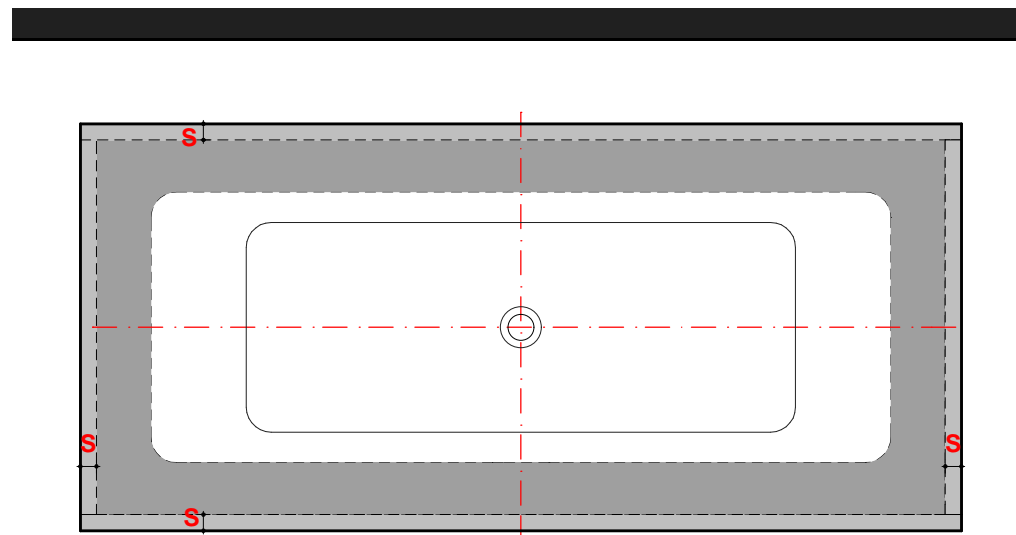
accostare a parete rivestita/
 _place close to the coated wall
 _poner al lado de la pared revestida

penisola



distanziare da muro di **S**
 _distance for wall of "S"
 _distanciar de la pared de "S"

isola



S = SPESSORE RIVESTIMENTO@coating thickness_espesor del revestimiento

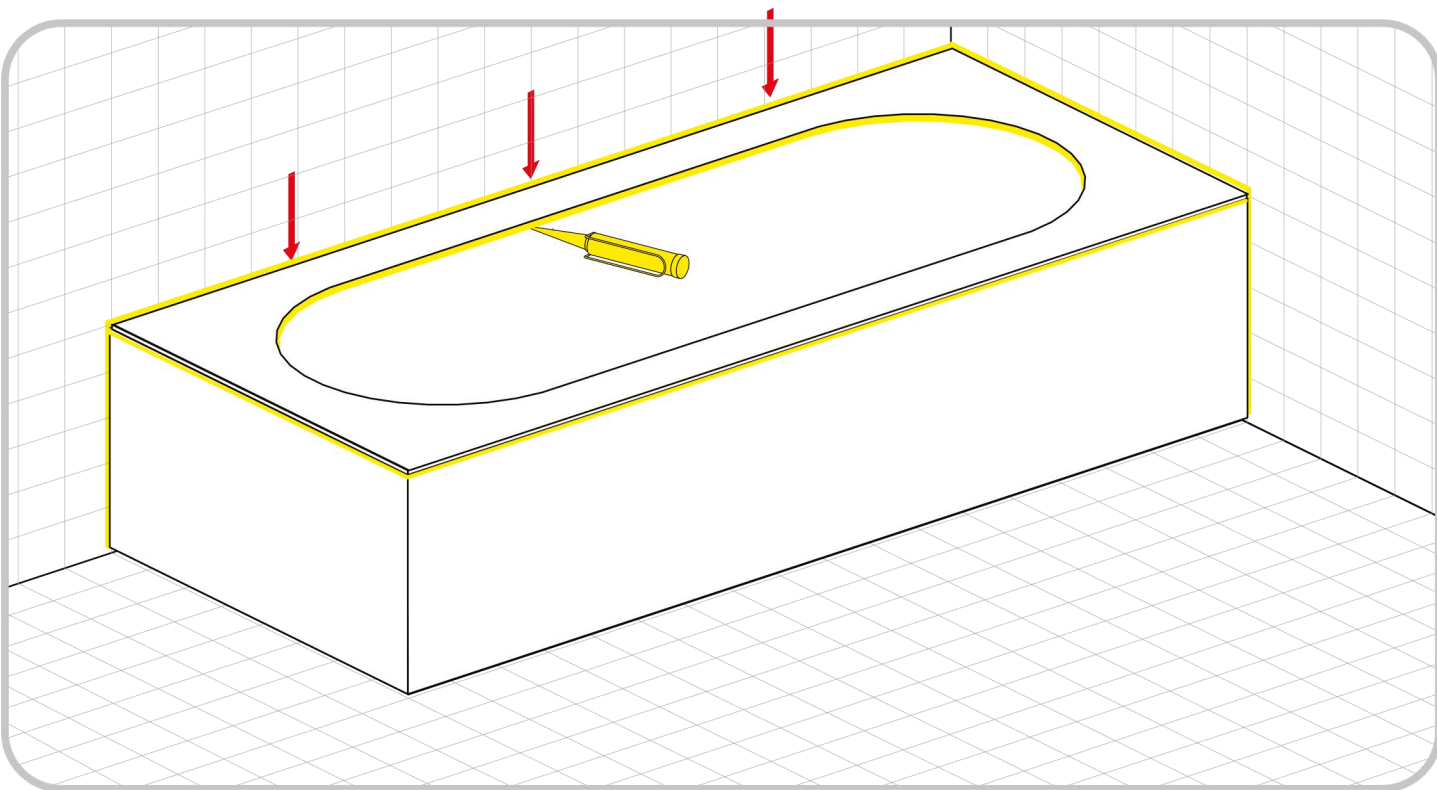
MAKRO

eclettico - wave basic vasche sottopiano / undermount bathtub

t.+39.049.9910951

f.+39.049.9910976

www.makro.it mail@makro.it



1 - posizionare top vasca / place the bathtub's top

2 - applicare collante MS neutro antimuffa tra muro e top e tra top e bordo interno vasca / apply the MS glue between wall and top and top and inner bathtub's edge