WAVE SMALL (VASCA DA RIVESTIRE)

PC: data:
OC: data:
cliente:

TIPOLOGIA

a parete ☐ | in nicchia ☐ dimensioni _____x_____cm | in angolo ☐ sx ☐ dx ☐ | penisola ☐ | freestanding ☐

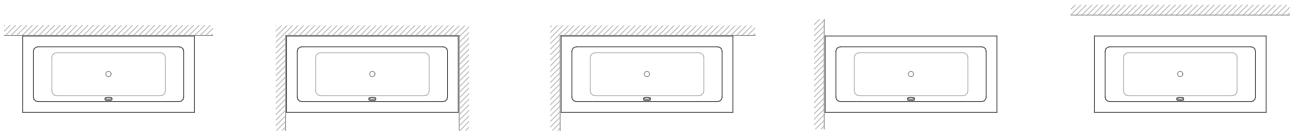

DIMENSIONE

- 160x65 ☐
- 160x70 ☐
- 170x70 ☐
- 170x80 ☐
- 175x75 ☐

COMPENSAZIONI VASCA

- sinistra ☐
- destra ☐
- posteriore ☐
- anteriore ☐

ALTEZZA VASCA

- Standard ☐
- Rialzo in EPS ☐ H. _____ cm

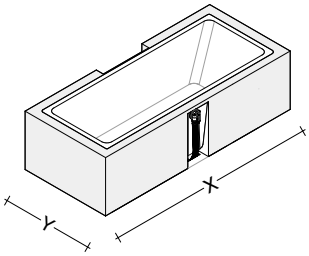

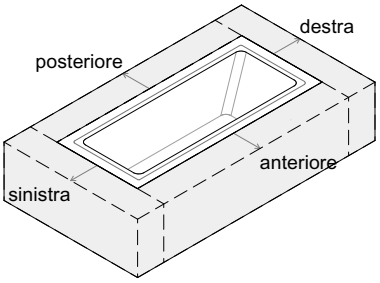

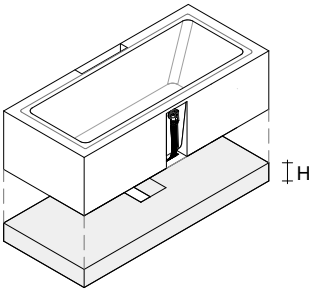

BACINO
- lucido ☐
- opaco ☐

COLONNA DI SCARICO
- base ☐
- ETP ☐

FINITURA PILETTA
- cromo ☐
- bianco ☐
- nero ☐

ASOLA RUBINETTERIA
- no ☐
- si ☐
- modello _____
- (allegare scheda tecnica)

SECURE BOX
- no ☐
- si ☐
- modello _____
- (allegare scheda tecnica)

DIMENSIONI (da compilare sulla base delle misure finali della vasca)

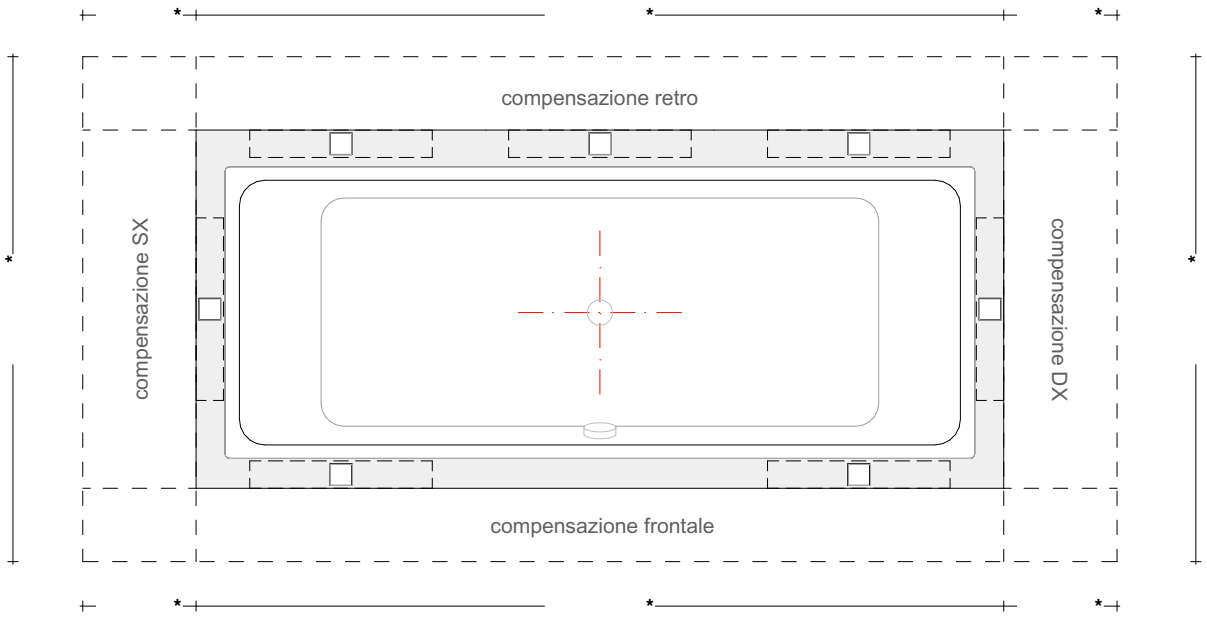

*fornire le dimensioni in CM / ☐ segnare l'eventuale posizione dell'asola rubinetteria

MAKRO bathroomconcepts

rev. 231004 | MODULO ORDINE

WAVE SMALL (RIVESTIMENTO)

PC: data:
OC: data:
cliente:

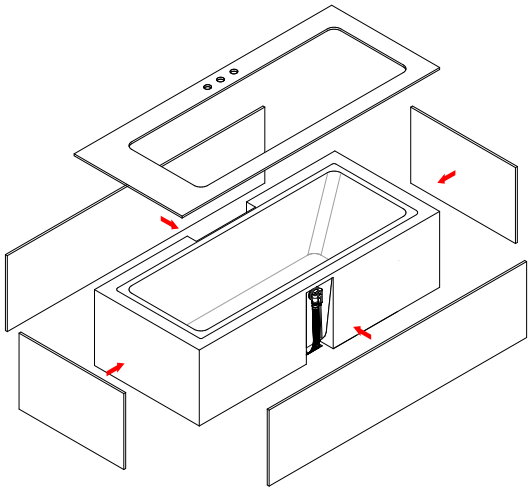

a cura del cliente ☐
Top ☐
Frontale ☐
Laterale SX ☐
Laterale DX ☐
Posteriore ☐ solo per vasca freestanding

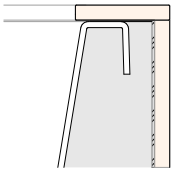

Battuta standard ☐

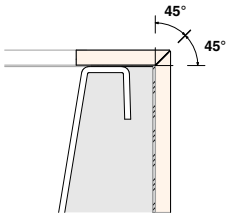

Battuta a 45° ☐

RIVESTIMENTO*

Corian / Makril
Spessore mm 6 ☐
Spessore mm 12 ☐
a cura del cliente ☐
spessore (riv.to + colla) _____ mm

TechnoPVC
Spessore mm 10 ☐

*lo spessore del rivestimento è fondamentale per il calcolo delle dimensioni della vasca grezza

DIMA RILIEVO by MAKRO
sì ☐
no ☐

FILE DWG FORO VASCA
sì ☐
no ☐

RUBINETTERIA

no ☐
si ☐
modello _____
(allegare scheda tecnica)

monocomando ☐
2 fori ☐
3 fori ☐
4 fori ☐
fori in opera ☐

Foratura top ☐

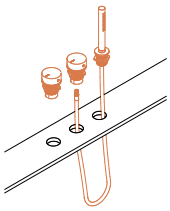

Asola removibile ☐

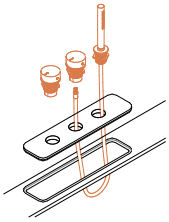

LAVORAZIONI ACCESSORIE

Zoccolatura ☐
dimensioni _____x_____cm

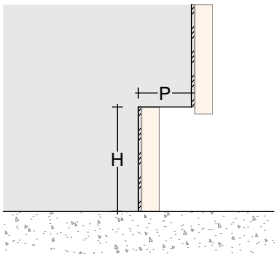

Frontale Ispezionabile ☐

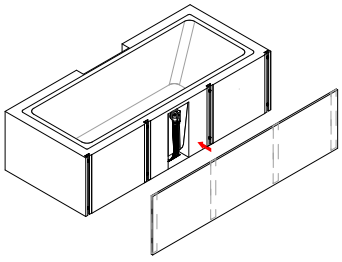

Taglio inclinato per inserimento in nicchia ☐

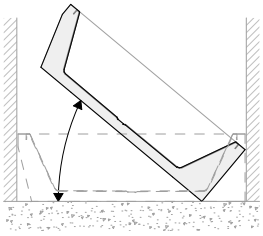

WAVE MEDIUM (VASCA DA RIVESTIRE)

PC: data:
OC: data:
cliente:

TIPOLOGIA

a parete ☐ | in nicchia ☐ | in angolo ☐ | penisola ☐ | freestanding ☐

dimensioni _____x_____cm

sx ☐
dx ☐

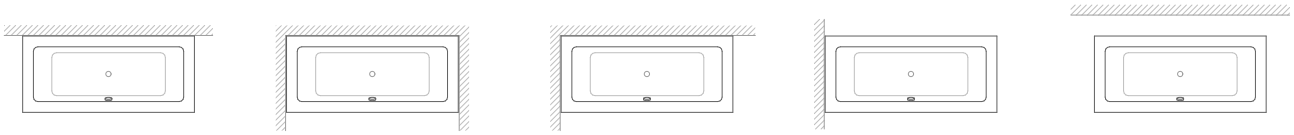

DIMENSIONE

175x80 ☐
180x80 ☐
190x95 ☐
_____ ☐

COMPENSAZIONI VASCA

sinistra ☐
destra ☐
posteriore ☐
anteriore ☐

ALTEZZA VASCA

Standard ☐
Rialzo in EPS ☐ H. _____ cm

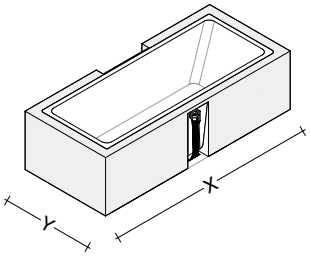

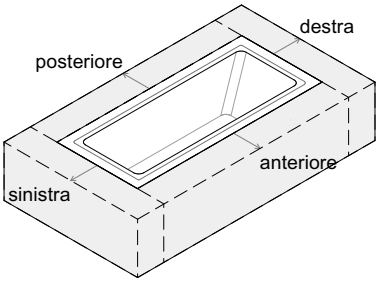

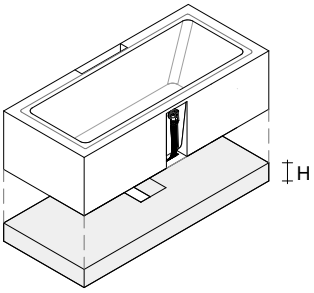

BACINO
lucido ☐
opaco ☐

COLONNA DI SCARICO
base ☐
ETP ☐

FINITURA PILETTA
cromo ☐
bianco ☐
nero ☐

ASOLA RUBINETTERIA
no ☐
si ☐
modello _____
(allegare scheda tecnica)

SECURE BOX
no ☐
si ☐
modello _____
(allegare scheda tecnica)

DIMENSIONI (da compilare sulla base delle misure finali della vasca)

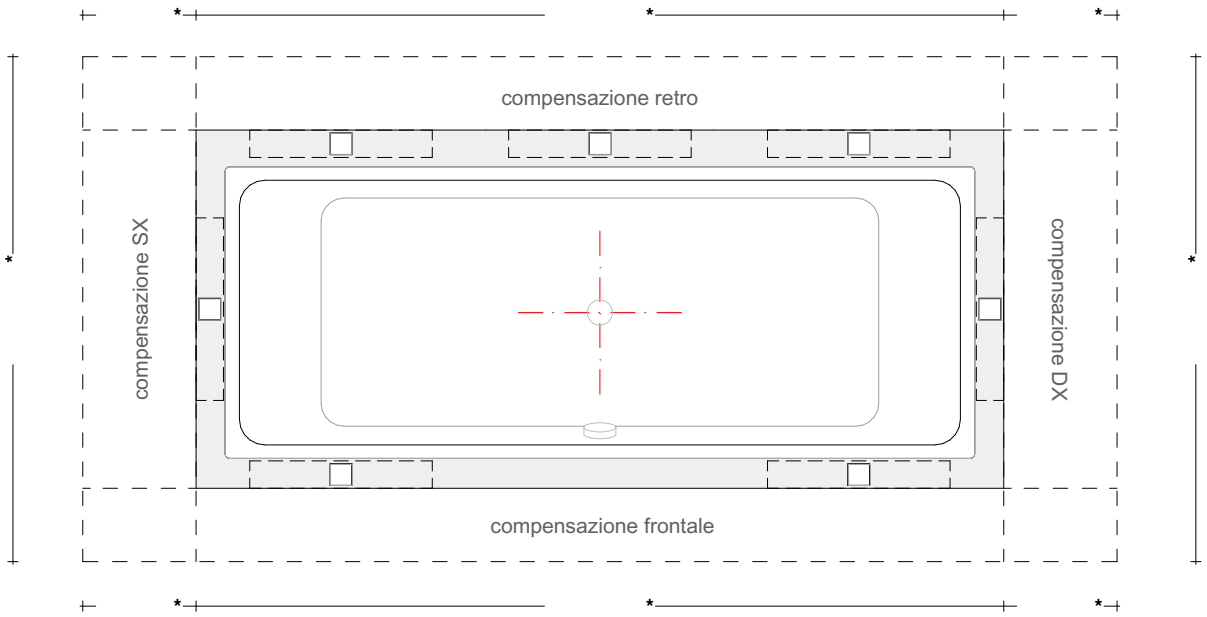

*fornire le dimensioni in CM / ☐ segnare l'eventuale posizione dell'asola rubinetteria

WAVE MEDIUM (RIVESTIMENTO)

PC: data:
OC: data:
cliente:

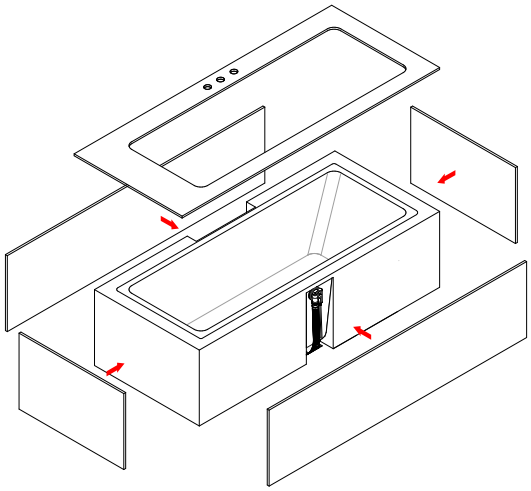

a cura del cliente ☐
Top ☐
Frontale ☐
Laterale SX ☐
Laterale DX ☐
Posteriore ☐ solo per vasca freestanding

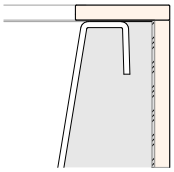

Battuta standard ☐

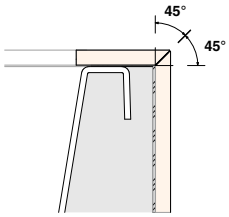

Battuta a 45° ☐

RIVESTIMENTO*

Corian / Makril
Spessore mm 6 ☐
Spessore mm 12 ☐
a cura del cliente ☐
spessore (riv.to + colla) _____ mm

TechnoPVC
Spessore mm 10 ☐

*lo spessore del rivestimento è fondamentale per il calcolo delle dimensioni della vasca grezza

DIMA RILIEVO by MAKRO
sì ☐
no ☐

FILE DWG FORO VASCA
sì ☐
no ☐

RUBINETTERIA

no ☐
si ☐
modello _____
(allegare scheda tecnica)

monocomando ☐
2 fori ☐
3 fori ☐
4 fori ☐
fori in opera ☐

Foratura top ☐

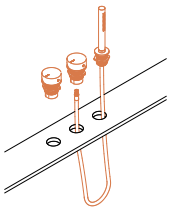

Asola removibile ☐

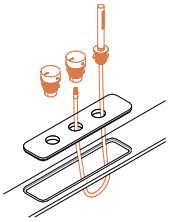

LAVORAZIONI ACCESSORIE

Zoccolatura ☐
dimensioni _____x_____cm

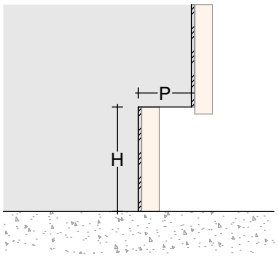

Frontale Ispezionabile ☐

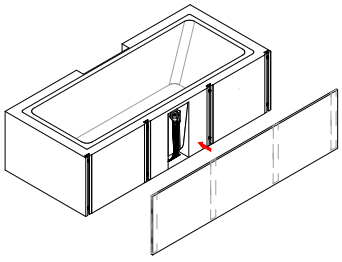

Taglio inclinato per inserimento in nicchia ☐

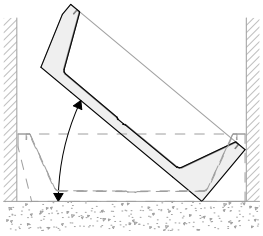

WAVE LARGE (VASCA DA RIVESTIRE)

PC: data:
OC: data:
cliente:

TIPOLOGIA

a parete ☐ | in nicchia ☐ dimensioni _____x_____cm | in angolo ☐ sx ☐ dx ☐ | penisola ☐ | freestanding ☐

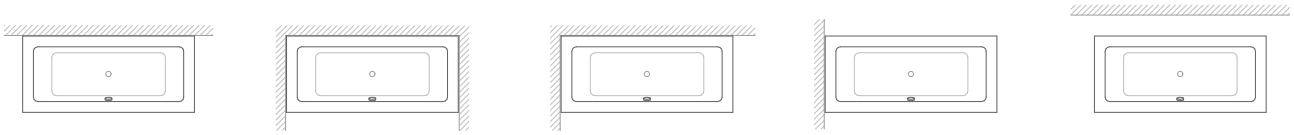

DIMENSIONE
- 190x95 ☐
- 190x100 ☐
- 200x105 ☐
- _____ ☐

COMPENSAZIONI VASCA
- sinistra ☐
- destra ☐
- posteriore ☐
- anteriore ☐

ALTEZZA VASCA
- Standard ☐
- Rialzo in EPS ☐ H. _____ cm

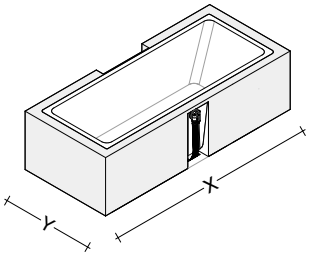

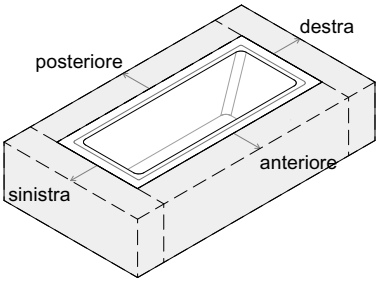

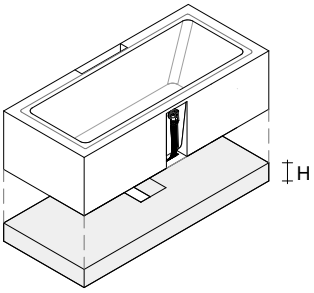

BACINO
- lucido ☐
- opaco ☐

COLONNA DI SCARICO
- base ☐
- ETP ☐

FINITURA PILETTA
- cromo ☐
- bianco ☐
- nero ☐

ASOLA RUBINETTERIA
- no ☐
- si ☐
- modello _____
- (allegare scheda tecnica)

SECURE BOX
- no ☐
- si ☐
- modello _____
- (allegare scheda tecnica)

DIMENSIONI (da compilare sulla base delle misure finali della vasca)

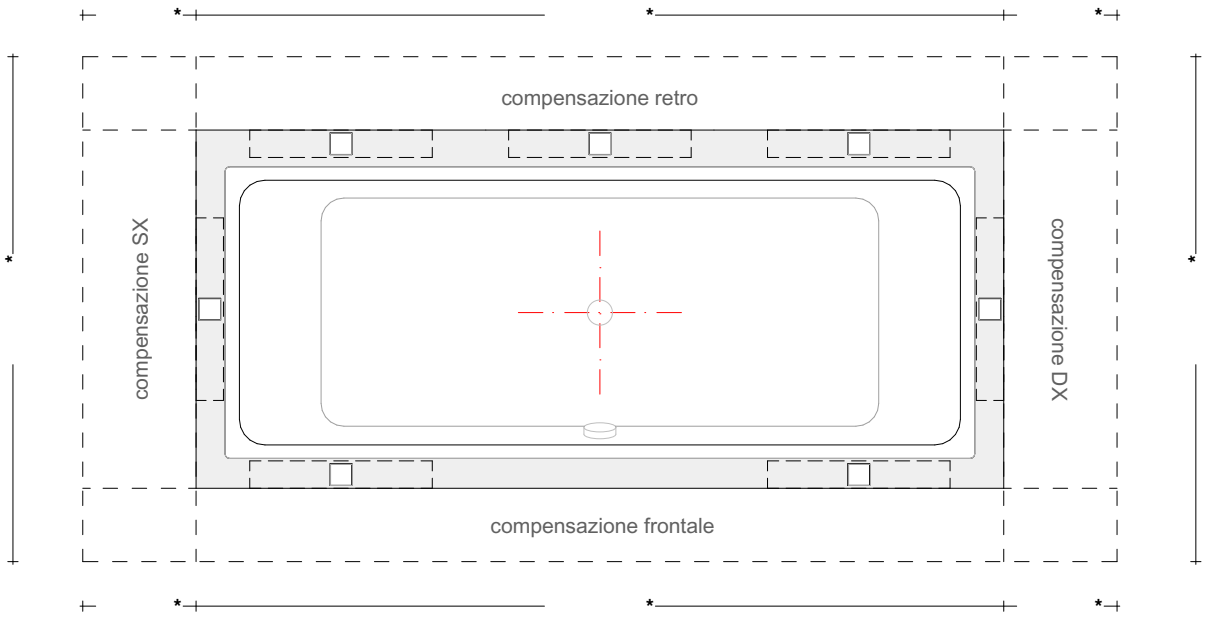

*fornire le dimensioni in CM / ☐ segnare l'eventuale posizione dell'asola rubinetteria

MAKRO bathroomconcepts

rev. 231004 | MODULO ORDINE

WAVE LARGE (RIVESTIMENTO)

PC: data:
OC: data:
cliente:

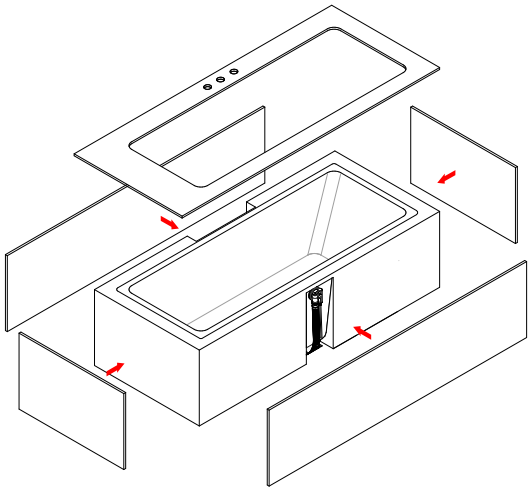

a cura del cliente ☐
Top ☐
Frontale ☐
Laterale SX ☐
Laterale DX ☐
Posteriore ☐ solo per vasca freestanding

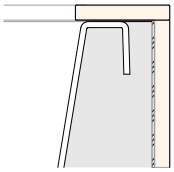

Battuta standard ☐

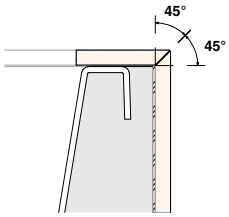

Battuta a 45° ☐

RIVESTIMENTO*

Corian / Makril
Spessore mm 6 ☐
Spessore mm 12 ☐
a cura del cliente ☐
spessore (riv.to + colla) _____ mm

TechnoPVC
Spessore mm 10 ☐

*lo spessore del rivestimento è fondamentale per il calcolo delle dimensioni della vasca grezza

DIMA RILIEVO by MAKRO
sì ☐
no ☐

FILE DWG FORO VASCA
sì ☐
no ☐

RUBINETTERIA

no ☐
si ☐
modello _____
(allegare scheda tecnica)

monocomando ☐
2 fori ☐
3 fori ☐
4 fori ☐
fori in opera ☐

Foratura top ☐

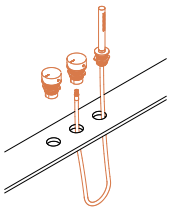

Asola removibile ☐

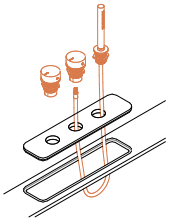

LAVORAZIONI ACCESSORIE

Zoccolatura ☐
dimensioni _____x_____cm

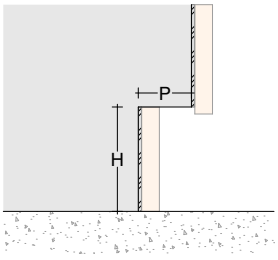

Frontale Ispezionabile ☐

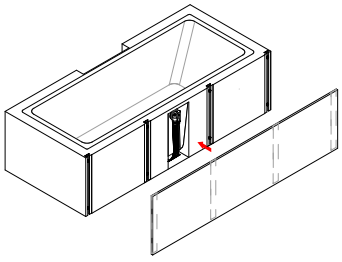
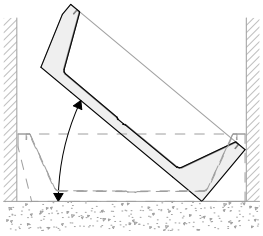
Taglio inclinato per inserimento in nicchia ☐