LINE_Q1

vasca in technoPVC da rivestire / technoPVC bathtub to be clad
scarico centrale / central drain

DIMENSIONI / dimensions :

esterne / external	interne / internal	volume / volume	peso / weight
X Y	X' Y'	lt	kg/m²
130 x 130	114 x 122	431	50
140 x 140	124 x 133	511	
150 x 150	134 x 142	590	

CARATTERISTICHE IDRAULICHE / hydraulic features

colonna di scarico / pop-up waste
L = 98 cm

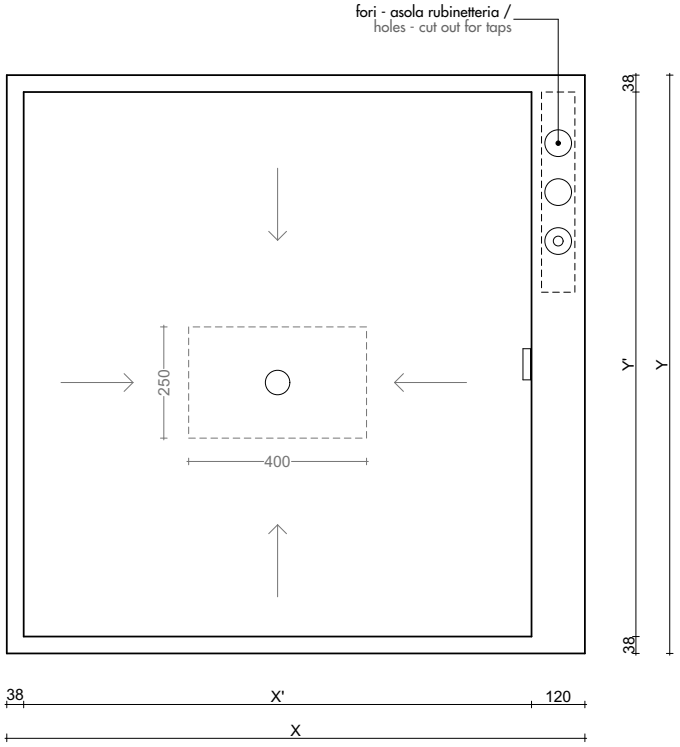

COLLANTI / GLUES :

MAPEI KERALASTIC
direttamente su technoPVC / directly on the technoPVC

Nel caso si utilizzino collanti diversi o rivestimenti in cemento/resina è necessaria l'applicazione di Primer.
In case different glues are used or cement/resin cladding are applide, the use of a Primer is mandatory.

ATTENZIONE / CAREFULL :
Collaudare la vasca prima della posa dei rivestimenti/resinatura.
Test the bathtub before laying the finishing/resin.

PER INFORMAZIONI DI POSA VEDI SCHEDA CONSIGLI DI INSTALLAZIONE.
For any information about the product's installation, please check the instructions provided.

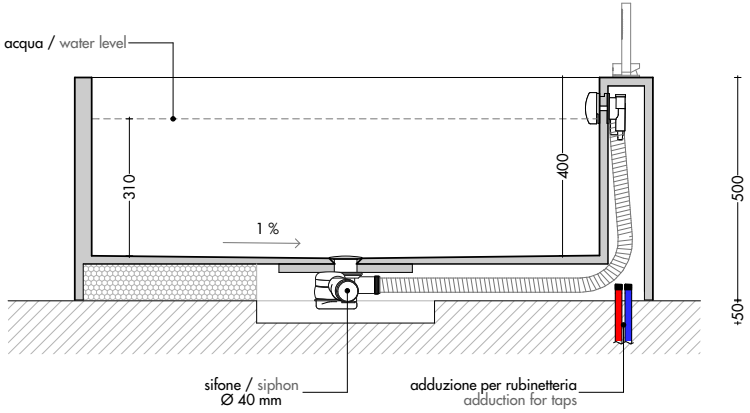

T.0039.049.9910951 - info@makro.it / www.makro.it

MAKRO
bathroomconcepts

LINE_Q2

vasca in technoPVC da rivestire / technoPVC bathtub to be clad
scarico centrale / central drain

DIMENSIONI / dimensions :

esterne / external	interne / internal	volume / volume	peso / weight
X Y	X' Y'	lt	kg/m²
140 x 140	116 x 132	476	50
150 x 150	126 x 142	554	

CARATTERISTICHE IDRAULICHE / hydraulic features

colonna di scarico / pop-up waste
L = 98 cm

COLLANTI / GLUES :

MAPEI KERALASTIC
direttamente su technoPVC / directly on the technoPVC

Nel caso si utilizzino collanti diversi o rivestimenti in cemento/resina è necessaria l'applicazione di Primer.
In case different glues are used or cement/resin cladding are applide, the use of a Primer is mandatory.

ATTENZIONE / CAREFULL :
Collaudare la vasca prima della posa dei rivestimenti/resinatura.
Test the bathtub before laying the finishing/resin.

PER INFORMAZIONI DI POSA VEDI SCHEDA CONSIGLI DI INSTALLAZIONE.
For any information about the product's installation, please check the instructions provided.

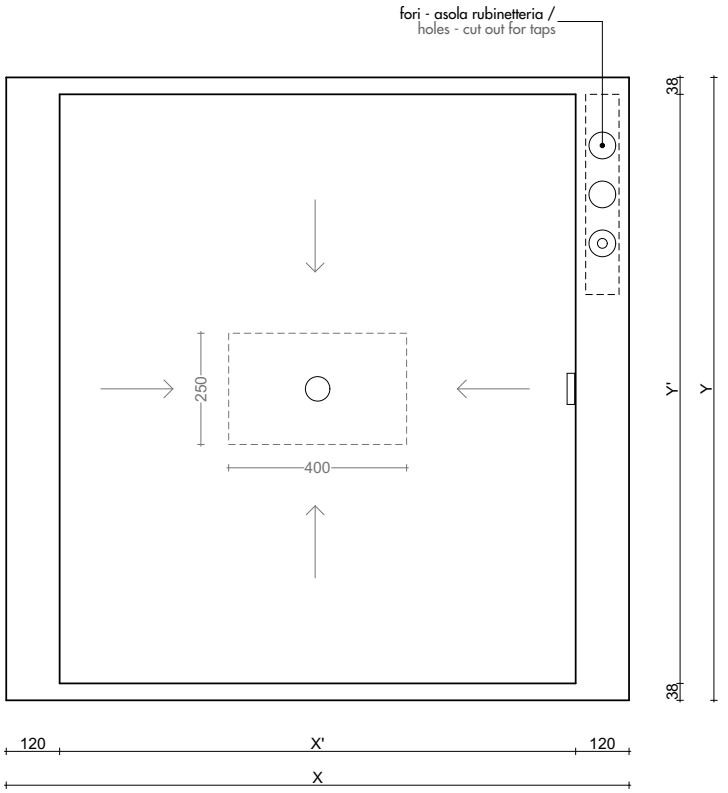

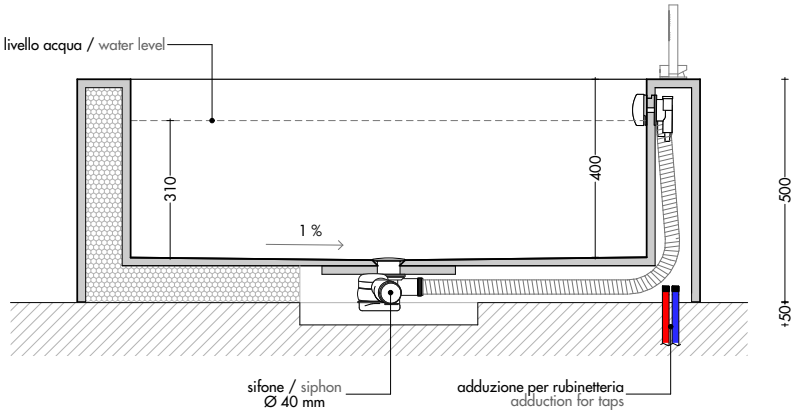

T.0039.049.9910951 - info@makro.it / www.makro.it

X:\050_PRODUZIONE MAKRO\6.50-PVC\652-VASCHE\01_SCHEDE TECNICHE\VASCHE_ELEMENTS-Technical.pin

MAKRO
bathroomconcepts

LINE_Q3

vasca in technoPVC da rivestire / technoPVC bathtub to be clad
scarico centrale / central drain

DIMENSIONI / dimensions :

esterne / external		interne / internal		volume / volume	peso / weight
X	Y	X'	Y'	lt	kg/m²
140	140	124	116	446	50
150	150	134	126	523	

CARATTERISTICHE IDRAULICHE / hydraulic features

colonna di scarico / pop-up waste
L = 98 cm

COLLANTI / GLUES :

MAPEI KERALASTIC
direttamente su technoPVC / directly on the technoPVC

Nel caso si utilizzino collanti diversi o rivestimenti in cemento/resina è necessaria l'applicazione di Primer.
In case different glues are used or cement/resin cladding are applide, the use of a Primer is mandatory.

ATTENZIONE / CAREFULL :
Collaudare la vasca prima della posa dei rivestimenti/resinatura.
Test the bathtub before laying the finishing/resin.

PER INFORMAZIONI DI POSA VEDI SCHEDA CONSIGLI DI INSTALLAZIONE.
For any information about the product's installation, please check the instructions provided.

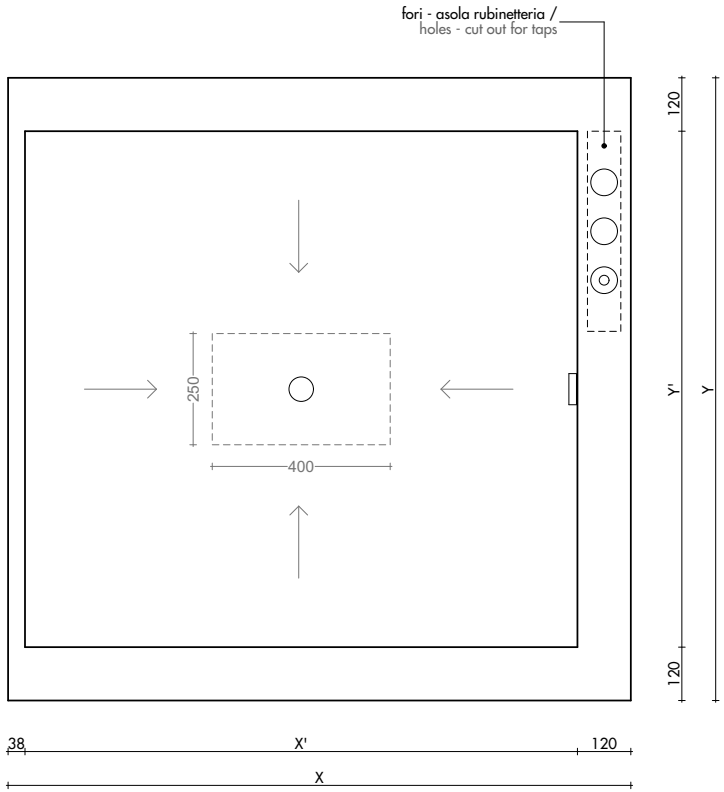

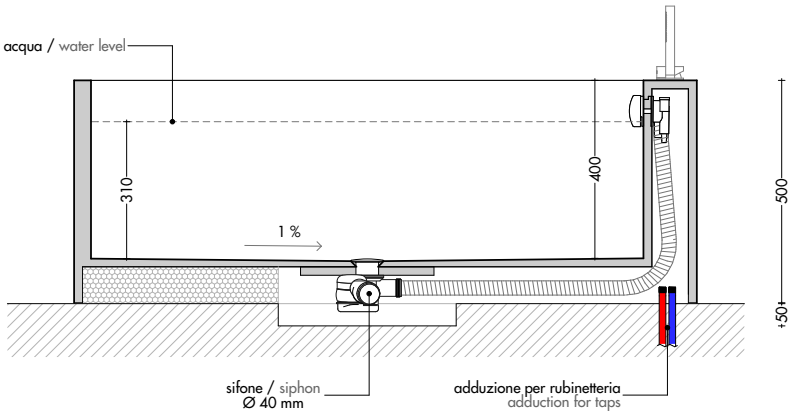

T.0039.049.9910951 - info@makro.it / www.makro.it

X:\030_PRODUZIONE MAKRO\630-PVC\632\VASCHE\01_SCHEDE TECNICHE\VASCHE_ELEMENTI\Technical sh

MAKRO
bathroomconcepts

LINE_Q4

vasca in technoPVC da rivestire / technoPVC bathtub to be clad
scarico centrale / central drain

DIMENSIONI / dimensions :

esterne / external		interne / internal		volume / volume	peso / weight
X	Y	X'	Y'	lt	kg/m²
150	150	126	126	492	50
170	170	146	146	660	

CARATTERISTICHE IDRAULICHE / hydraulic features

colonna di scarico / pop-up waste
L = 118 cm

COLLANTI / GLUES :

MAPEI KERALASTIC
direttamente su technoPVC / directly on the technoPVC

Nel caso si utilizzino collanti diversi o rivestimenti in cemento/resina è necessaria l'applicazione di Primer.
In case different glues are used or cement/resin cladding are applide, the use of a Primer is mandatory.

ATTENZIONE / CAREFULL :
Collaudare la vasca prima della posa dei rivestimenti/resinatura.
Test the bathtub before laying the finishing/resin.

PER INFORMAZIONI DI POSA VEDI SCHEDA CONSIGLI DI INSTALLAZIONE.
For any information about the product's installation, please check the instructions provided.

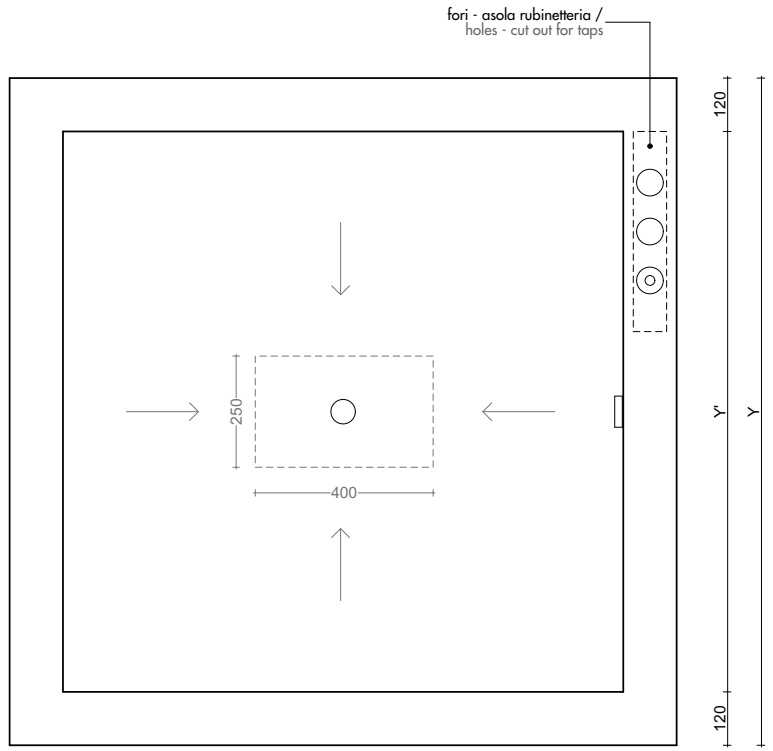

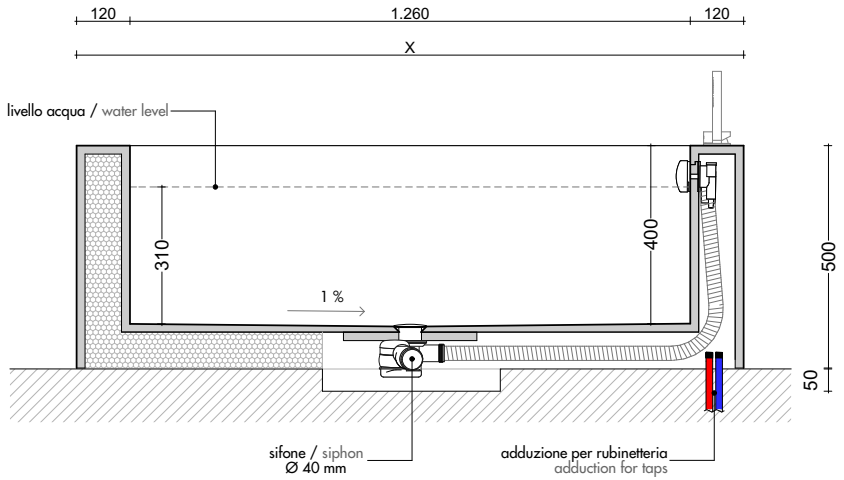

T.0039.049.9910951 - info@makro.it / www.makro.it

X:\0130_PRODUZIONE MAKRO\650-PVC\6.32-VASCHE\01_SCHEDE TECNICHE\VASCHE_ELEMENTI\5-Technical sh

MAKRO
bathroomconcepts

LINE_Q1

vasca in technoPVC da rivestire / technoPVC bathtub to be clad
scarico lineare / linear drain

DIMENSIONI / dimensions :

esterne / external	interne / internal	volume / volume	peso / weight
X Y	X' Y'	lt	kg/m²
130 x 130	114 x 122	431	50
140 x 140	124 x 133	511	
150 x 150	134 x 142	590	

CARATTERISTICHE IDRAULICHE / hydraulic features

colonna di scarico / pop-up waste
L = 68 cm

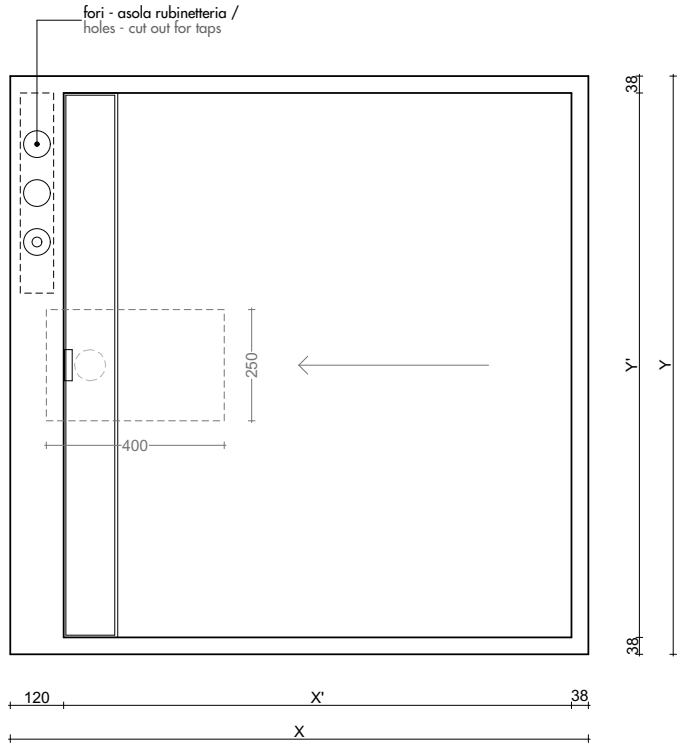

COLLANTI / GLUES :

MAPEI KERALASTIC
direttamente su technoPVC / directly on the technoPVC

Nel caso si utilizzino collanti diversi o rivestimenti in cemento/resina è necessaria l'applicazione di Primer.
In case different glues are used or cement/resin cladding are applide, the use of a Primer is mandatory.

ATTENZIONE / CAREFULL :
Collaudare la vasca prima della posa dei rivestimenti/resinatura.
Test the bathtub before laying the finishing/resin.

PER INFORMAZIONI DI POSA VEDI SCHEDA CONSIGLI DI INSTALLAZIONE.
For any information about the product's installation, please check the instructions provided.

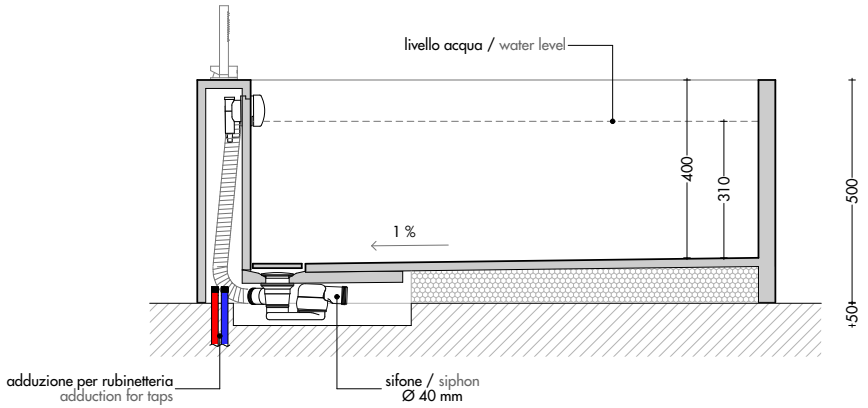

T.0039.049.9910951 - info@makro.it / www.makro.it

X:\030_PRODUZIONE MAKRO\650-PVC&SJ\VASCHE\01_SCHEDE_TECNICHE\VASCHE_ELEMENTI\Technical sh

MAKRO
bathroomconcepts

LINE_Q2

vasca in technoPVC da rivestire / technoPVC bathtub to be clad
scarico lineare / linear drain

DIMENSIONI / dimensions :

esterne / external	interne / internal	volume / volume	peso / weight
X Y	X' Y'	lt	kg/m²
140 x 140	116 x 132	475	50
150 x 150	126 x 142	554	

CARATTERISTICHE IDRAULICHE / hydraulic features

colonna di scarico / pop-up waste
L = 68 cm

COLLANTI / GLUES :

MAPEI KERALASTIC
direttamente su technoPVC / directly on the technoPVC

Nel caso si utilizzino collanti diversi o rivestimenti in cemento/resina è necessaria l'applicazione di Primer.
In case different glues are used or cement/resin cladding are applide, the use of a Primer is mandatory.

ATTENZIONE / CAREFULL :
Collaudare la vasca prima della posa dei rivestimenti/resinatura.
Test the bathtub before laying the finishing/resin.

PER INFORMAZIONI DI POSA VEDI SCHEDA CONSIGLI DI INSTALLAZIONE.
For any information about the product's installation, please check the instructions provided.

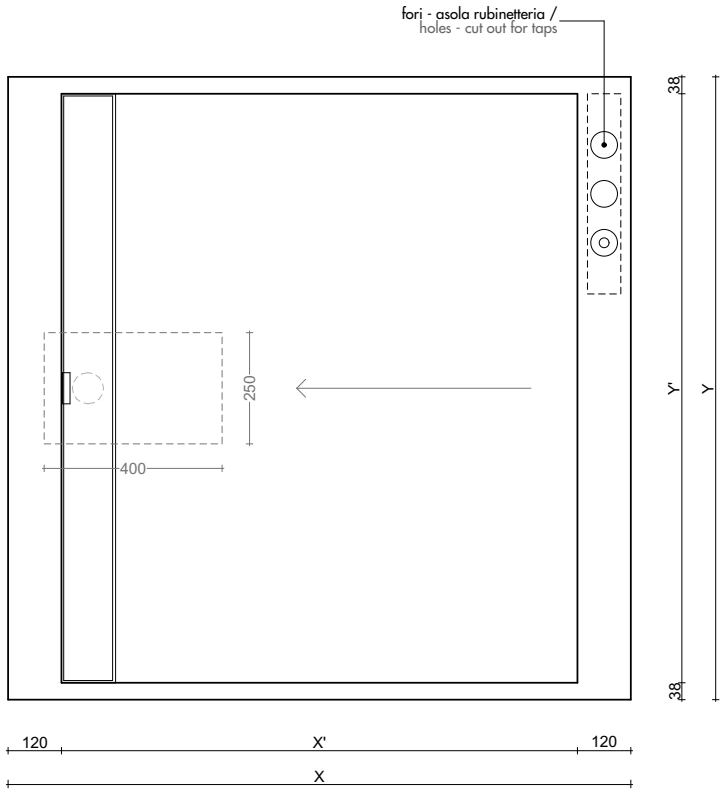

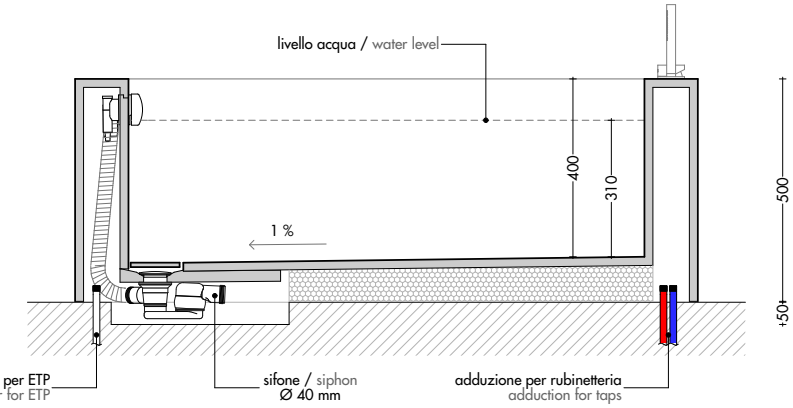

T.0039.049.9910951 - info@makro.it / www.makro.it

X:\030_PRODUZIONE MAKRO\630-PVC\632-VASCHE\01_SCHEDE TECNICHE\VASCHE_ELEMENTI\Technical sh

MAKRO
bathroomconcepts

LINE_Q3

vasca in technoPVC da rivestire / technoPVC bathtub to be clad
scarico lineare / linear drain

DIMENSIONI / dimensions :

esterne / external	interne / internal	volume / volume	peso / weight
X Y	X' Y'	lt	kg/m²
140 x 140	116 x 124	445	50
150 x 150	126 x 134	523	

CARATTERISTICHE IDRAULICHE / hydraulic features

colonna di scarico / pop-up waste
L = 68 cm

COLLANTI / GLUES :

MAPEI KERALASTIC
direttamente su technoPVC / directly on the technoPVC

Nel caso si utilizzino collanti diversi o rivestimenti in cemento/resina è necessaria l'applicazione di Primer.
In case different glues are used or cement/resin cladding are applide, the use of a Primer is mandatory.

ATTENZIONE / CAREFULL :
Collaudare la vasca prima della posa dei rivestimenti/resinatura.
Test the bathtub before laying the finishing/resin.

PER INFORMAZIONI DI POSA VEDI SCHEDA CONSIGLI DI INSTALLAZIONE.
For any information about the product's installation, please check the instructions provided.

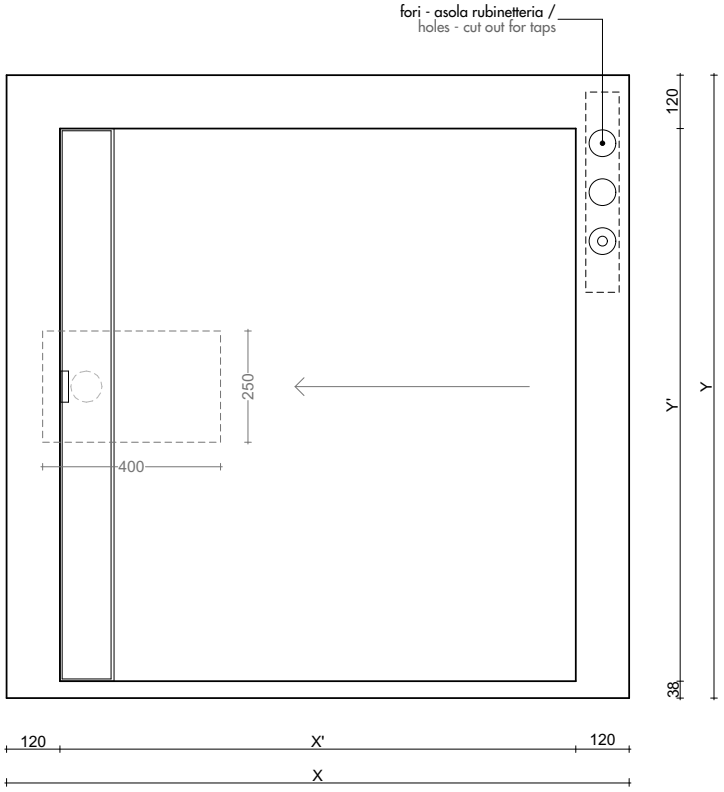

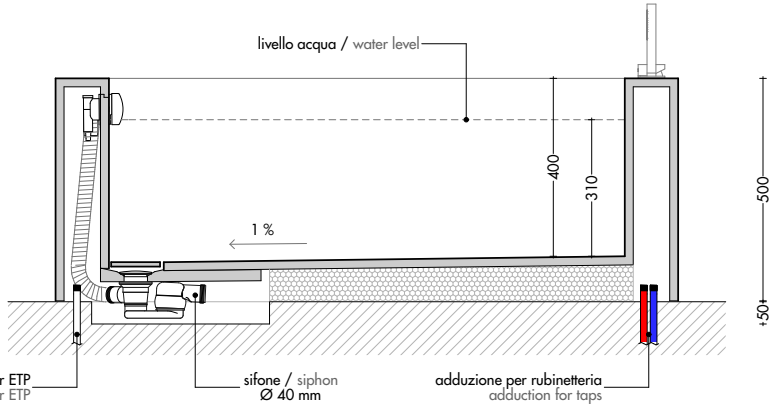

T.0039.049.9910951 - info@makro.it / www.makro.it

X:\GRD_PRODUZIONE MAKRO\650-PVC\652-VASCHE\01_SCHEDE_TECNICHE\VASCHE_ELEMENTS-Technical.dwg

MAKRO
bathroomconcepts

LINE_Q4

vasca in technoPVC da rivestire / technoPVC bathtub to be clad
scarico lineare / linear drain

DIMENSIONI / dimensions :

esterne / external		interne / internal		volume / volume	peso / weight
X	Y	X'	Y'	lt	kg/m²
150 x	150	126 x	126	492	50
170 x	170	146 x	146	660	

CARATTERISTICHE IDRAULICHE / hydraulic features

colonna di scarico / pop-up waste
L = 68 cm

COLLANTI / GLUES :

MAPEI KERALASTIC
direttamente su technoPVC / directly on the technoPVC

Nel caso si utilizzino collanti diversi o rivestimenti in cemento/resina è necessaria l'applicazione di Primer.
In case different glues are used or cement/resin cladding are applide, the use of a Primer is mandatory.

ATTENZIONE / CAREFULL :
Collaudare la vasca prima della posa dei rivestimenti/resinatura.
Test the bathtub before laying the finishing/resin.

PER INFORMAZIONI DI POSA VEDI SCHEDA CONSIGLI DI INSTALLAZIONE.
For any information about the product's installation, please check the instructions provided.

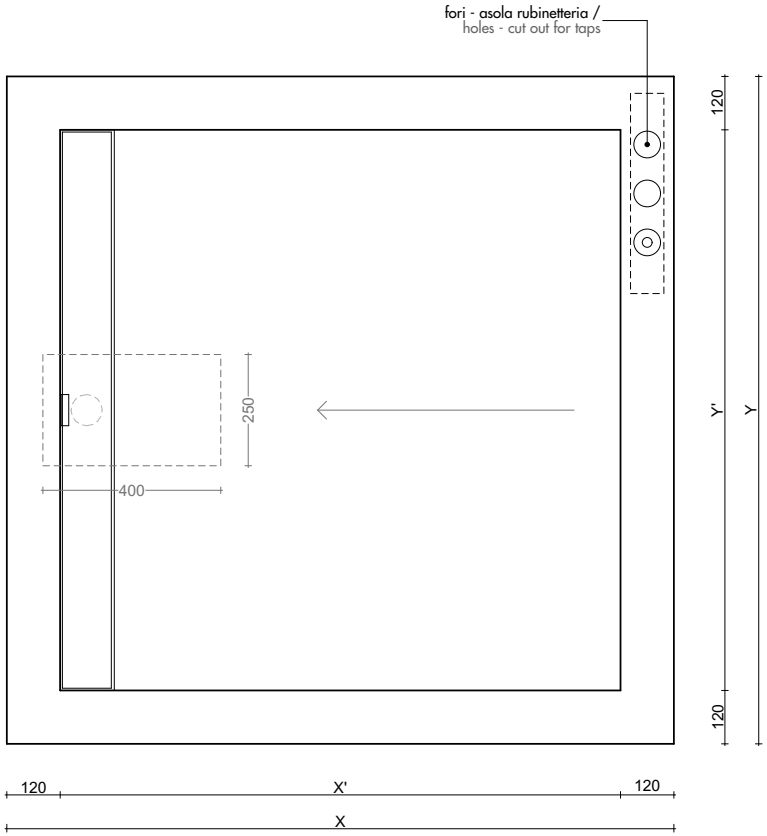

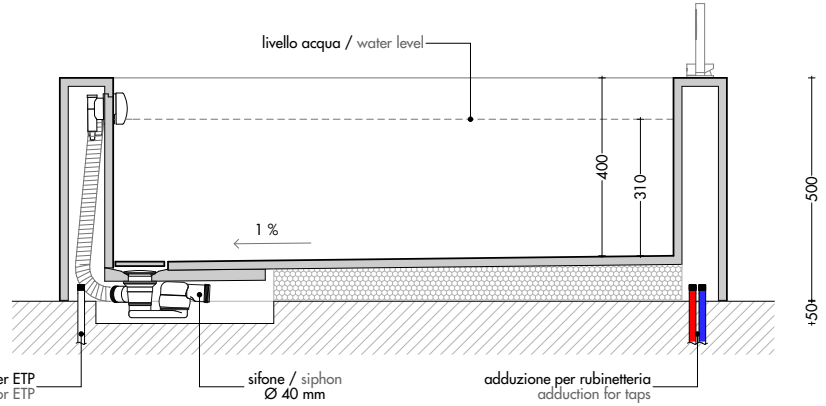

T.0039.049.9910951 - info@makro.it / www.makro.it

MAKRO
bathroomconcepts